

**BEFORE THE NATIONAL GREEN TRIBUNAL****PRINCIPAL BENCH, NEW DELHI****O.A. NO. 491 OF 2024****IN THE MATTER OF****NEWS ITEM TITLED "GANGA WATER UNSAFE EVEN FOR BATHING SAYS BIHAR GOVT REPORT ON RIVER POLLUTION" APPEARING IN HIDUSTAN TIMES DATED 26.02.2024.****INDEX**

<b>Sl. No.</b>	<b>Particular</b>	<b>Page No.</b>
<b>1.</b>	<b>Counter affidavit on behalf of deponent no. 04 with id proof of deponent.</b>	<b>01-05</b>
<b>2.</b>	<b>Annexure-1: A copy of the analysis report.</b>	<b>06-14</b>

①



BEFORE THE NATIONAL GREEN TRIBUNAL  
PRINCIPAL BENCH, NEW DELHI

O.A. NO. 491 OF 2024

IN THE MATTER OF

NEWS ITEM TITLED "GANGA WATER UNSAFE EVEN FOR BATHING SAYS BIHAR GOVT REPORT ON RIVER POLLUTION" APPEARING IN HIDUSTAN TIMES DATED 26.02.2024.

COUNTER AFFIDAVIT ON BEHALF OF BIHAR STATE POLLUTION CONTROL BOARD.

I, S. Chandrasekar, Male, aged about 47, Son of Mr. S. Subramani, Residing at No. 3, Aranya Awas, Saheed Peer Ali Khan Road, Patna, District- Patna, do hereby solemnly affirm and State as follows:-

1. That I am posted as Chief Conservator of Forest-cum-State Nodal Officer, Environment and Climate Change, as such I am well aware of the facts and circumstances of the present

Sri/Smt. S. Chandrasekar  
who is identified by Sri. S. Chandrasekar  
Advocate solemnly affirmed and  
declared before me.

Sl. No. 290 Date 20.03.2024

Dharmendra Kumar  
Notary Public Patna



matter. I am competent and duly authorized to swear the present affidavit.

2. That the instant matter has been registered *suo motu* on the basis of the news item titled "Ganga water unsafe even for bathing, says Bihar govt report on river pollution" appearing in 'Hindustan Times' dated 26.02.2024. As per the news item, almost all major rivers passing through Bihar are unsafe even for bathing and this disclosure is on the basis of the annual survey report on health of rivers tabled by the Bihar State Pollution Control Board (BSPCB).
3. That in this regard it is stated that the BSPCB is regularly carrying out water samples analysis at 34 sites of river Ganga and from the result of such analysis it appears that pH; Dissolved Oxygen Level; Bio-Chemical Oxygen Demand level of the water at the 34 sites are conforming the standards as laid down by MoEF&CC Govt. of India, however the parameters w.r.t to Total Coliform and Fecal Coliform is found beyond the standards.





A copy of analysis report for 34 sites is annexed and marked as Annexure-1.


4. That the TC and FC is beyond the prescribed standards as the household sewage generated in the concerned urban areas is being discharged into river Ganga without any prior treatment. In this connection STP is being constructed in different cities in the State of Bihar and 4 STP in Patna; 1 in Barh; 1 in Munger; 1 in Sonpur; 1 in Sultanganj; 1 in Maner; 1 in Navgachiya; 1 in Chapra; 1 in Danapur and 1 in Phulwari Sharif have already been constructed.

5. That the State of Bihar through Urban Development and Housing Department, Govt. of Bihar and the Bihar Urban Infrastructure Development Corporation (BUIDCO) is constructing STPs in different cities in the State of Bihar and upon commissioning of the same the water quality of the river Ganga and its tributaries is likely to improve. In the



meantime, bioremediation is being done to treat the untreated waste water.

- 6. That the answering respondents is filing a short affidavit at this stage and craves leave of this Hon'ble Tribunal to file a more detailed affidavit at a later stage of the proceeding.
- 7. That I have read the contents of the compliance affidavit and have understood the same and the annexures are true copies of its respective originals.

  
 DEPONENT

**VERIFICATION**








Verified at Patna on 17<sup>th</sup> day of March, 2025 that the averments made in the present affidavit are true and correct to the best of my knowledge and information derived from the records of the matter.

  
 DEPONENT



*As*  
 17-2-25  
 I identify the Deponee signature as  
 who has signed in my presence

ADVOCATE

 	 
<p align="center"><b>भारत सरकार</b> Government of India</p>	<p align="center"><b>सूचना</b></p>
<p align="center"><b>भारतीय विशिष्ट पहचान प्राधिकरण</b> Unique Identification Authority of India</p>	<ul style="list-style-type: none"> <li>■ आधार पहचान का प्रमाण है, नागरिकता का नहीं।</li> <li>■ सुरक्षित QR कोड / ऑफलाइन XML / ऑनलाइन ऑथेंटिकेशन से पहचान प्रमाणित करें।</li> <li>■ यह एक इलेक्ट्रॉनिक प्रक्रिया द्वारा बना हुआ पत्र है।</li> </ul>
<p>नामांकन क्रमांक/ Enrolment No.: XXXX/XXXXX/XXXXX</p>	<p align="center"><b>INFORMATION</b></p>
<p>Download Date: 19/10/2024</p> <p>To एस. चंद्रशेखर S. Chandrasekar S/O: S. Subramani 450, Thiruvetagam Asiriyar Nagar Behind Saw Mill VTC: Kullampalayam PO: Kullampalayam District: Erode State: Tamil Nadu PIN Code: 638476</p>	<ul style="list-style-type: none"> <li>■ Aadhaar is a proof of identity, not of citizenship.</li> <li>■ Verify identity using Secure QR Code/ Offline XML/ Online Authentication.</li> <li>■ This is electronically generated letter.</li> </ul>
<p>Issue Date: 27/02/2015</p> <p>Signature Not Verified Digitally signed by Sankaran (Aadhaar) Date: 2024.10.19 14:51:39 IST</p> 	<ul style="list-style-type: none"> <li>■ आधार देश भर में मान्य है।</li> <li>■ आधार कई सरकारी और गैर सरकारी सेवाओं को पाना आसान बनाता है।</li> <li>■ आधार में मोबाइल नंबर और ईमेल ID अपडेट रखें।</li> <li>■ आधार को अपने स्मार्ट फोन पर रखें, <b>mAadhaar App</b> के साथ।</li> <li>■ Aadhaar is valid throughout the country.</li> <li>■ Aadhaar helps you avail various Government and non-Government services easily.</li> <li>■ Keep your mobile number &amp; email ID updated in Aadhaar.</li> <li>■ Carry Aadhaar in your smart phone – use mAadhaar App.</li> </ul>
<p>आपका आधार क्रमांक / Your Aadhaar No. : <b>XXXX XXXX 4598</b> मेरा आधार, मेरी पहचान</p>	
<p>Download Date: 19/10/2024</p>  <p>एस. चंद्रशेखर S. Chandrasekar जन्म तिथि/DOB: 26-06-1977 पुरुष/ MALE</p> <p align="center"><b>XXXX XXXX 4598</b> मेरा आधार, मेरी पहचान</p>	<p>भारतीय विशिष्ट पहचान प्राधिकरण Unique Identification Authority of India</p> <p>पता: आत्मज: एस. सुब्रमनी, 450, तीरुवेलागम, असीरियार नगर, साँ मील के पीछे, कुल्लंपलायम, एरोद, तमिल नाडु, 638476</p> <p>Address: S/O: S. Subramani, 450, Thiruvetagam, Asiriyar Nagar, Behind Saw Mill, Kullampalayam, PO: Kullampalayam, Dist: Erode, Tamil Nadu, 638476</p>  <p align="center"><b>XXXX XXXX 4598</b> मेरा आधार, मेरी पहचान</p> <p>1947   help@uidai.gov.in   www.uidai.gov.in</p>

*Attested For Aadhaar*

*Notary Seal: Notary Public, Bihar*



# BIHAR STATE POLLUTION CONTROL BOARD

Parivesh Bhawan, Patliputra Industrial Area, P.O.-Sadakat Ashram, Patna-800010

EPABX-0612-2261250/2262265, Fax-0612-2261050

Water quality status of River Ganga for pH

Excluding Rainy Season (August to October)

Sl. No.	Sampling Point	Standard (MoEF&CC GOI. Gazette notification no. 494, dt. 25.09.2020) ;for Primary Water Quality Criteria for Bathing Water				
		Financial Year	2020-21	2021-22	2022-23	2023-24
1	Ganga at Chausa Karmnasa D/S Confluence, Buxar	Average	8.14	8.13	7.82	7.72
2	Ganga at Ramrekha ghat, Buxar. Dist.- Buxar	Average	8.16	7.99	7.79	7.70
3	Ganga River at Jail Ghat, Buxar	Average	8.00	8.19	7.84	7.66
4	Ganga at D/S Buxar near Road Bridge. Dist. - Buxar	Average	7.87	8.01	7.81	7.68
5	Ganga at Danapur near Pipapul. Dist. - Patna	Average	8.00	7.96	7.98	7.62
6	Ganga at U/S Patna, Kurji. Dist. - Patna	Average	8.11	7.95	7.93	7.64
7	Ganga at Gandhi ghat, NIT Patna	Average	7.91	7.85	7.85	7.66
8	Ganga River at Gulabi Ghat, Patna	Average	7.87	7.80	7.79	7.61
9	Ganga at D/S Patna, Gaighat Dist. Patna.	Average	7.96	7.96	7.86	7.62
10	Ganga at Maisalami, Patna City Dist. - Patna	Average	8.09	8.07	7.88	7.62
11	Ganga Before Confluence of Punpun River at Triveni Ghat Fatuha, Patna Dist. - Patna.	Average	8.02	7.95	7.90	7.71
12	Ganga at Kewala ghat, Fatuha Dist.- Patna	Average	7.89	7.85	7.76	7.62
13	Ganga at Kachchi Dargah-Bidupur Road Bridge, Dist-Patna	Average	8.10	7.97	7.88	7.63
14	Ganga at Bakhtiyarpur-Tajpur Road Bridge near Athamalgola, Dist-Patna	Average	7.99	7.92	7.72	7.67
15	Ganga at U/S Mokama, Mahadeo Asthan Dist.- Patna.	Average	8.07	7.91	7.77	7.68
16	Ganga at D/S Mokama near Rajendra Bridge, Simaria Ghat Patna	Average	8.09	7.91	7.72	7.57

Sl:No.	Sampling Point	Standard (MoEF&CC GOI. Gazette notification no. 494, dt. 25.09.2020) ;for Primary Water Quality Criteria for Bathing Water			6.5-8.5	
		Financial Year	2020-21	2021-22	2022-23	2023-24
17	Ganga at Barh Dist.- Patna	Average	8.00	7.89	7.84	7.70
18	Ganga U/S of NTPC Water Intake Point, Barh Dist.- Patna	Average	8.04	7.99	7.73	7.62
19	Ganga D/S of NTPC Water Intake Point, Barh Dist.- Patna	Average	8.04	7.95	7.61	7.57
20	Ganga at Barahiya, Nepali Tola, Maranchi Dist. - Lakhisaraj	Average	8.10	7.87	7.85	7.65
21	Ganga at U/S Munger near Kasthharani ghat. Dist.- Munger	Average	7.93	7.96	7.74	7.66
22	Ganga at D/S Munger near Crematorium Ghat Dist. - Munger	Average	7.99	8.01	7.74	7.68
23	Ganga at U/S Sultanganj, Ajgaibi Nath Dist.- Bhagalpur	Average	7.97	7.96	7.80	7.64
24	Ganga at D/S Sultanganj at Cremation ghat Dist.- Bhagalpur	Average	7.94	7.98	7.73	7.70
25	Ganga at D/S Bhagalpur near Bararighat. Dist.- Bhagalpur	Average	7.76	7.88	7.78	7.63
26	U/S Ganga at Bhagalpur kuppa ghat Dist.- Bhagalpur	Average	8.00	7.96	7.80	7.56
27	Ganga River at Champa Nagar, Bhagalpur. Dist.- Bhagalpur	Average	7.95	8.07	7.88	7.45
28	Ganga at Water intake point, Bhagalpur	Average	7.83	7.88	7.76	7.53
29	Ganga at Kahalgaon near Jahajghat. Dist.- Bhagalpur	Average	8.03	7.84	7.73	7.54
30	Ganga D/S at Kahalgaon near Cremation Ghat.	Average	8.05	7.52	7.76	7.63
31	Ganga River near maa Ambika Sthan, Aami, Dist-Saran	Average	7.84	7.88	7.63	7.64
32	Ganga River at water intake point Mauzampur Block, Barhara, Dist-Bhojpur	Average	8.05	8.07	7.74	7.72
33	Ganga at Ara - Chhapra Near Road Bridge, Koelwar-Babura Road, Bhojpur	Average	8.02	8.00	..	7.68
34	Ganga at the Confluence of Sone River at Doriganj, Chapra. Dist. - Saran	Average	7.97	7.92	7.71	7.77

A





# BIHAR STATE POLLUTION CONTROL BOARD

Pariवेश Bhawan, Patliputra Industrial Area, P.O. Sadakat Ashram, Patna-800010

EPABX-0612-2261250/2262265, Fax-0612-2261050

## Water quality status of River Ganga for Dissolved Oxygen (DO)

Excluding Rainy Season (August to October)

Sl. No.	Sampling Point	Standard (MoEF&CC GOI. Gazette notification no. 494, dt. 25.09.2020) for Primary Water Quality Criteria for Bathing Water			5 mg/L or more	
		Financial Year	2020-21	2021-22	2022-23	2023-24
1	Ganga at Chausa Karmnasa D/S Confluence, Buxar	Average	9.8	9.1	9.3	8.4
2	Ganga at Ramrekha ghat, Buxar. Dist.- Buxar	Average	9.7	8.2	8.3	7.9
3	Ganga River at Jall Ghat, Buxar	Average	8.7	8.8	9.0	8.1
4	Ganga at D/S Buxar near Road Bridge. Dist. - Buxar	Average	7.9	8.3	8.3	8.1
5	Ganga at Danapur near Pipapul. Dist. - Patna	Average	8.8	8.3	8.7	7.7
6	Ganga at U/S Patna, Kurji. Dist. - Patna	Average	8.5	8.3	8.5	7.7
7	Ganga at Gandhi ghat, NiT Patna	Average	7.8	7.5	8.1	7.7
8	Ganga River at Gulabi Ghat, Patna	Average	7.6	7.4	7.7	7.5
9	Ganga at D/S Patna, Gaighat Dist. Patna.	Average	9.9	7.8	8.0	7.5
10	Ganga at Malsalami, Patna City Dist. - Patna	Average	10.0	8.6	8.2	7.8
11	Ganga Before Confluence of Punpun River at Triveni Ghat Fatuha, Patna Dist. - Patna.	Average	8.3	7.7	8.0	7.6
12	Ganga at Kewala ghat, Fatuha Dist.- Patna	Average	7.0	6.9	7.6	7.4
13	Ganga at Kachchi Dargah-Bidupur Road Bridge, Dist-Patna	Average	8.4	8.0	8.3	7.8
14	Ganga at Bakhtiyarpur-Tajpur Road Bridge near Athamalgola, Dist-Patna	Average	8.6	8.6	8.2	8.1
15	Ganga at U/S Mokama, Mahadeo Asthan Dist.- Patna.	Average	8.8	8.4	8.1	7.9
16	Ganga at D/S Mokama near Rajendra Bridge, Simaria Ghat Patna	Average	8.4	8.2	8.0	7.8

✱

Sl. No.	Sampling Point	Standard (MoEF&CC GOI. Gazette notification no. 494, dt. 25.09.2020) for Primary Water Quality Criteria for Bathing Water			5 mg/L or more	
		Financial Year	2020-21	2021-22	2022-23	2023-24
17	Ganga at Barh Dist.- Patna	Average	8.2	8.1	8.0	7.8
18	Ganga U/S of NTPC Water intake Point, Barh Dist.- Patna	Average	8.8	8.4	8.2	8.0
19	Ganga D/S of NTPC Water intake Point, Barh Dist.- Patna	Average	8.6	8.4	7.6	7.5
20	Ganga at Barahiya, Nepali Tola, Maranchi Dist. - Lakhisarai	Average	8.7	8.5	8.0	8.0
21	Ganga at U/S Munger near Kasthharani ghat. Dist.- Munger	Average	9.0	8.3	8.2	7.8
22	Ganga at D/S Munger near Crematorium Ghat Dist. - Munger	Average	8.6	8.2	8.0	7.7
23	Ganga at U/S Sultanganj, Ajgalbi Nath Dist.- Bhagalpur	Average	9.0	8.3	8.1	7.7
24	Ganga at D/S Sultanganj at Cremation ghat Dist.- Bhagalpur	Average	8.5	8.2	7.8	7.6
25	Ganga at D/S Bhagalpur near Bararighat. Dist.- Bhagalpur	Average	6.7	7.1	8.0	7.7
26	U/S Ganga at Bhagalpur kuppa ghat Dist.- Bhagalpur	Average	8.9	8.4	8.2	7.9
27	Ganga River at Champa Nagar, Bhagalpur. Dist.- Bhagalpur	Average	8.4	7.8	8.2	7.7
28	Ganga at Water intake point, Bhagalpur	Average	8.2	7.4	8.2	7.2
29	Ganga at Kahalgaon near Jahajghat. Dist.- Bhagalpur	Average	9.3	8.2	8.0	7.8
30	Ganga D/S at Kahalgaon near Cremation Ghat.	Average	9.1	8.2	7.9	7.6
31	Ganga River near maa Ambika Sthan, Aami, Dist-Saran	Average	8.1	8.1	8.0	7.9
32	Ganga River at water intake point Mauzampur Block, Barhara, Dist-Bhojpur	Average	8.5	9.1	8.5	8.6
33	Ganga at Ara - Chhapra Near Road Bridge , Koelwar-Babura Road, Bhojpur	Average	8.9	8.3	..	8.1
34	Ganga at the Confluence of Sone River at Doriganj, Chapra. Dist. - Saran	Average	8.2	7.9	7.9	7.5

A



# BIHAR STATE POLLUTION CONTROL BOARD

Parivesh Bhawan, Patliputra Industrial Area, P.O.-Sadakat Ashram, Patna-800010

EPABX-0612-2261250/2262265, Fax-0612-2261050

Water quality status of River Ganga for Bio-chemical Oxygen Demand (BOD)

Excluding Rainy Season (August to October)

Sl. No.	Sampling Point	Standard (MoEF&CC GOI. Gazette notification no. 494, dt. 25.09.2020) for Primary Water Quality Criteria for Bathing Water.			3 mg/L or less	
		Financial Year	2020-21	2021-22	2022-23	2023-24
1	Ganga at Chausa Karmnasa D/S Confluence, Buxar	Average	1.6	1.3	1.3	1.4
2	Ganga at Ramrekha ghat, Buxar. Dist.- Buxar	Average	1.6	1.9	1.5	1.6
3	Ganga River at Jail Ghat, Buxar	Average	1.6	1.4	1.4	1.5
4	Ganga at D/S-Buxar near Road Bridge. Dist. - Buxar	Average	1.7	2.0	1.6	1.5
5	Ganga at Danapur near Pipapul. Dist. - Patna	Average	1.7	1.6	1.5	1.5
6	Ganga at U/S Patna, Kurji. Dist. - Patna	Average	1.7	1.6	1.5	1.6
7	Ganga at Gandhi ghat, NIT Patna	Average	2.0	1.9	1.7	1.7
8	Ganga River at Gulabi Ghat, Patna	Average	2.1	2.1	1.9	1.8
9	Ganga at D/S Patna, Gaighat Dist. Patna.	Average	3.0	1.9	1.8	1.8
10	Ganga at Malsalami, Patna City Dist. - Patna	Average	1.9	1.4	1.7	1.6
11	Ganga Before Confluence of Punpun River at Triveni Ghat-Fatuha, Patna Dist.- Patna:	Average	2.1	1.7	1.8	1.8
12	Ganga at Kewala ghat, Fatuha Dist.- Patna	Average	2.3	2.3	1.9	1.7
13	Ganga at Kachchi Dargah-Bidupur Road Bridge, Dist-Patna	Average	1.8	1.7	1.6	1.6
14	Ganga at Bakhtiyarpur-Tajpur Road Bridge near Athamalgola, Dist-Patna	Average	1.6	1.3	1.6	1.5
15	Ganga at U/S Mokama, Mahadeo Asthan Dist.- Patna.	Average	1.8	1.8	1.7	1.7
16	Ganga at D/S Mokama near Rajendra Bridge, Simaria Ghat Patna	Average	1.5	1.6	1.6	1.8



Sl. No.	Sampling Point	Standard (MoEF&CC GOI, Gazette notification no. 494, dt. 25.09.2020) for Primary Water Quality Criteria for Bathing Water			3 mg/L or less	
		Financial Year	2020-21	2021-22	2022-23	2023-24
17	Ganga at Barh Dist.- Patna	Average	1.6	1.5	1.7	1.7
18	Ganga U/S of NTPC Water intake Point, Barh Dist.- Patna	Average	1.8	1.4	1.7	1.6
19	Ganga D/S of NTPC Water intake Point, Barh Dist.- Patna	Average	1.9	1.5	2.0	1.7
20	Ganga at Barahiya, Nepali Tola, Maranchi Dist. - Lakhisarai	Average	1.7	1.6	1.8	1.5
21	Ganga at U/S Munger near Kastharani ghat. Dist.- Munger	Average	1.8	1.5	1.6	1.6
22	Ganga at D/S Munger near Crematorium Ghat Dist. - Munger	Average	1.8	1.6	1.6	1.8
23	Ganga at U/S Sultanganj, Ajaibi Nath Dist.- Bhagalpur	Average	1.7	1.5	1.6	1.6
24	Ganga at D/S Sultanganj at Cremation ghat Dist.- Bhagalpur	Average	2.0	1.9	1.7	1.7
25	Ganga at D/S Bhagalpur near Bararighat. Dist.- Bhagalpur	Average	2.9	2.4	2.0	2.0
26	U/S Ganga at Bhagalpur kuppa ghat Dist.- Bhagalpur	Average	1.7	1.5	1.5	1.5
27	Ganga River at Champa Nagar, Bhagalpur. Dist.- Bhagalpur	Average	2.1	1.8	1.7	1.8
28	Ganga at Water intake point, Bhagalpur	Average	3.4	3.6	1.9	1.9
29	Ganga at Kahalgaon near Jahajghat. Dist.- Bhagalpur	Average	1.7	1.6	1.6	1.5
30	Ganga D/S at Kahalgaon near Cremation Ghat.	Average	1.6	1.7	1.8	1.7
31	Ganga River near maa Ambika Sthan, Aami, Dist-Saran	Average	1.7	1.5	1.7	1.8
32	Ganga River at water Intake point Mauzampur Block, Barhara, Dist-Bhojpur	Average	1.7	1.4	1.4	1.3
33	Ganga at Ara - Chhapra Near Road Bridge , Koelwar-Babura Road, Bhojpur	Average	1.8	1.4	..	1.6
34	Ganga at the Confluence of Sone River at Doriganj, Chapra. Dist. - Saran	Average	1.8	1.7	1.8	2.0

A



# BIHAR STATE POLLUTION CONTROL BOARD

Parivesh Bhawan, Patliputra Industrial Area, P.O.-Sadakat Ashram, Patna-800010

EPABX-0612-2261250/2262265, Fax-0612-2261050

Water quality status of River Ganga for Fecal Coliform (FC)

Excluding Rainy Season (August to October)

Sl. No.	Sampling Point	Standard (MoEF&CC GOI. Gazette notification no. 494, dt. 25.09.2020) for Primary Water Quality Criteria for Bathing Water			500 (Desirable) 2500 (Maximum Permissible)	
		Financial Year	2020-21	2021-22	2022-23	2023-24
1	Ganga at Chausa Karmnasa D/S Confluence, Buxar	Average	25113	32423	22258	8556
2	Ganga at Ramrekha ghat, Buxar. Dist.- Buxar	Average	18966	104828	56263	22083
3	Ganga River at Jall Ghat, Buxar	Average	38429	58286	64683	15771
4	Ganga at D/S Buxar near Road Bridge. Dist. - Buxar	Average	83523	89889	45268	10344
5	Ganga at Danapur near Pipapul. Dist. - Patna	Average	16220	40019	41631	9988
6	Ganga at U/S Patna, Kurji. Dist. - Patna	Average	14880	44241	56479	23647
7	Ganga at Gandhi ghat, NIT Patna	Average	88300	137765	116778	49824
8	Ganga River at Gulabi Ghat, Patna	Average	92411	127529	67922	46529
9	Ganga at D/S Patna, Gaighat Dist. Patna.	Average	160000	95471	91263	25350
10	Ganga at Malsajami, Patna City/Dist. - Patna	Average	160000	70792	68179	23389
11	Ganga Before Confluence of Punpun River at Triveni Ghat Fatuha, Patna Dist. - Patna.	Average	17780	45253	27068	10165
12	Ganga at Kewala ghat, Fatuha Dist.- Patna	Average	43700	89900	100211	36659
13	Ganga at Kachchi Dargah-Bidupur Road Bridge, Dist-Patna	Average	31468	49053	34889	15294
14	Ganga at Bakhtiyarpur-Tajpur Road Bridge near Athamalgola, Dist-Patna	Average	41506	30833	15871	13033
15	Ganga at U/S Mokama, Mahadeo Asthan Dist.- Patna.	Average	31631	58517	22745	21283
16	Ganga at D/S Mokama near Rajendra Bridge, Simaria Ghat Patna	Average	21708	35355	27544	29406

A

Sl. No.	Sampling Point	Standard (MoEF&CC GOI, Gazette notification no. 494, dt. 25.09.2020) for Primary Water Quality Criteria for Bathing Water			500 (Desirable) 2500 (Maximum Permissible)	
		Financial Year	2020-21	2021-22	2022-23	2023-24
17	Ganga at Barh Dist.- Patna	Average	41766	63956	27634	24546
18	Ganga U/S of NTPC Water intake Point, Barh Dist.- Patna	Average	40318	56526	38254	17258
19	Ganga D/S of NTPC Water intake Point, Barh Dist.- Patna	Average	37650	78958	56646	13911
20	Ganga at Barahiya, Nepali Tola, Maranchi Dist. - Lakhisarai	Average	28993	89835	52485	13383
21	Ganga at U/S Munger near Kasthharani ghat. Dist.- Munger	Average	61085	65000	59525	20650
22	Ganga at D/S Munger near Crematorium Ghat Dist. - Munger	Average	64900	57617	74529	24839
23	Ganga at U/S Sultanganj, Ajgaibi Nath Dist.- Bhagalpur	Average	87616	80516	77625	18528
24	Ganga at D/S Sultanganj at Cremation ghat Dist.- Bhagalpur	Average	93414	66812	68550	25072
25	Ganga at D/S Bhagalpur near Bararighat. Dist.- Bhagalpur	Average	104623	105529	86700	36789
26	U/S Ganga at Bhagalpur kuppa ghat Dist.- Bhagalpur	Average	54758	47361	69516	15172
27	Ganga River at Champa Nagar, Bhagalpur. Dist.- Bhagalpur	Average	25511	30178	28826	4340
28	Ganga at Water intake point, Bhagalpur	Average	73725	80022	46899	17786
29	Ganga at Kahalgaon near Jahajghat. Dist.- Bhagalpur	Average	88530	76058	57383	22175
30	Ganga D/S at Kahalgaon near Cremation Ghat.	Average	37600	80558	82006	20281
31	Ganga River near maa Ambika Sthan, Aami, Dist-Saran	Average	35985	63141	102467	21644
32	Ganga River at water intake point Mauzampur Block, Barhara, Dist-Bhojpur	Average	34730	17993	10143	17073
33	Ganga at Ara - Chhapra Near Road Bridge , Koelwar-Babura Road, Bhojpur	Average	15646	22857	..	3855
34	Ganga at the Confluence of Sone River at Doriganj, Chapra. Dist. - Saran	Average	51118	79976	64672	28828

A