

4178

COMPLIANCE AS PER NGT OA-606/2018 KARNATAKA

Status of Compliance w.r.t Solid Waste Management &
Used Water Management as per O.A No-606/2018 for
Karnataka

4178

4179

COMPLIANCE TO SOLID WASTE MANAGEMENT

- 1 Solid Waste Management
- 2 Wet Waste Management
- 3 Dry Waste Management
- 4 Inert Waste Management
- 5 C&D Waste Management
- 6 Legacy Waste Management

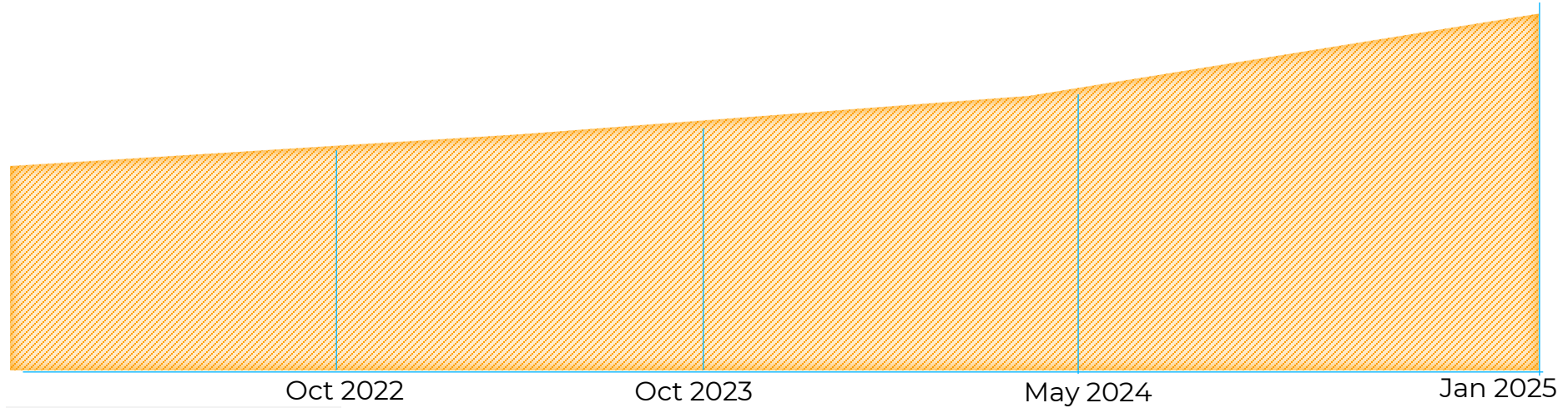
01

4179

Solid Waste Management- Urban

Year Wise Processing

Progress in year wise processing from Oct 2022 to January 2025




Details of Generation, Processing & Gap

Details of Generation, Processing and Gap including BBMP and Urban ULBs

<ul style="list-style-type: none"> • Generation: 12140 TPD • Processing: 5741 TPD • Gap: 6399 TPD 	<ul style="list-style-type: none"> • Generation: 12140 TPD • Processing: 6639 TPD • Gap: 5501 TPD 	<ul style="list-style-type: none"> • Generation: 12140 TPD • Processing: 7717 TPD • Gap: 4423 TPD 	<ul style="list-style-type: none"> • Generation: 12701 TPD • Processing: 10031 TPD • Gap: 2670 TPD
---	---	---	--

Improvement in Processing

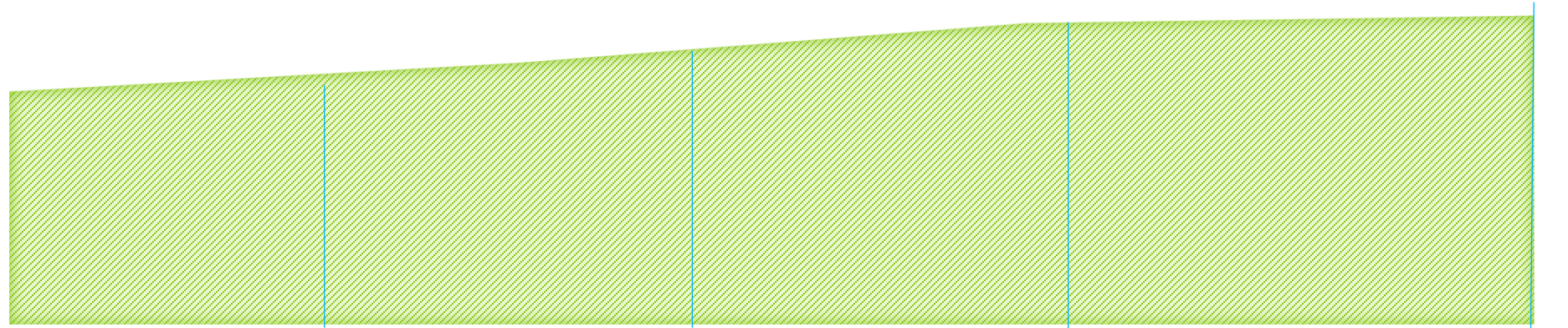
Percentage Improvement in Processing Year wise



Wet Waste Management- Urban

Year Wise Processing

Progress in year wise processing from Oct 2022 to January 2025



Details of Generation, Processing & Gap

Details of Generation, Processing and Gap including BBMP and Urban ULBs

Oct 2022	Oct 2023	May 2024	Jan 2025
<ul style="list-style-type: none"> • Generation: 6677 TPD • Processing: 4370 TPD • Gap: 2307 TPD 	<ul style="list-style-type: none"> • Generation: 6677 TPD • Processing: 4905 TPD • Gap: 1772 TPD 	<ul style="list-style-type: none"> • Generation: 6677 TPD • Processing: 5650 TPD • Gap: 1027 TPD 	<ul style="list-style-type: none"> • Generation: 6857 TPD • Processing: 5793 TPD • Gap: 1064 TPD

Improvement in Processing

Percentage Improvement in Processing Year wise

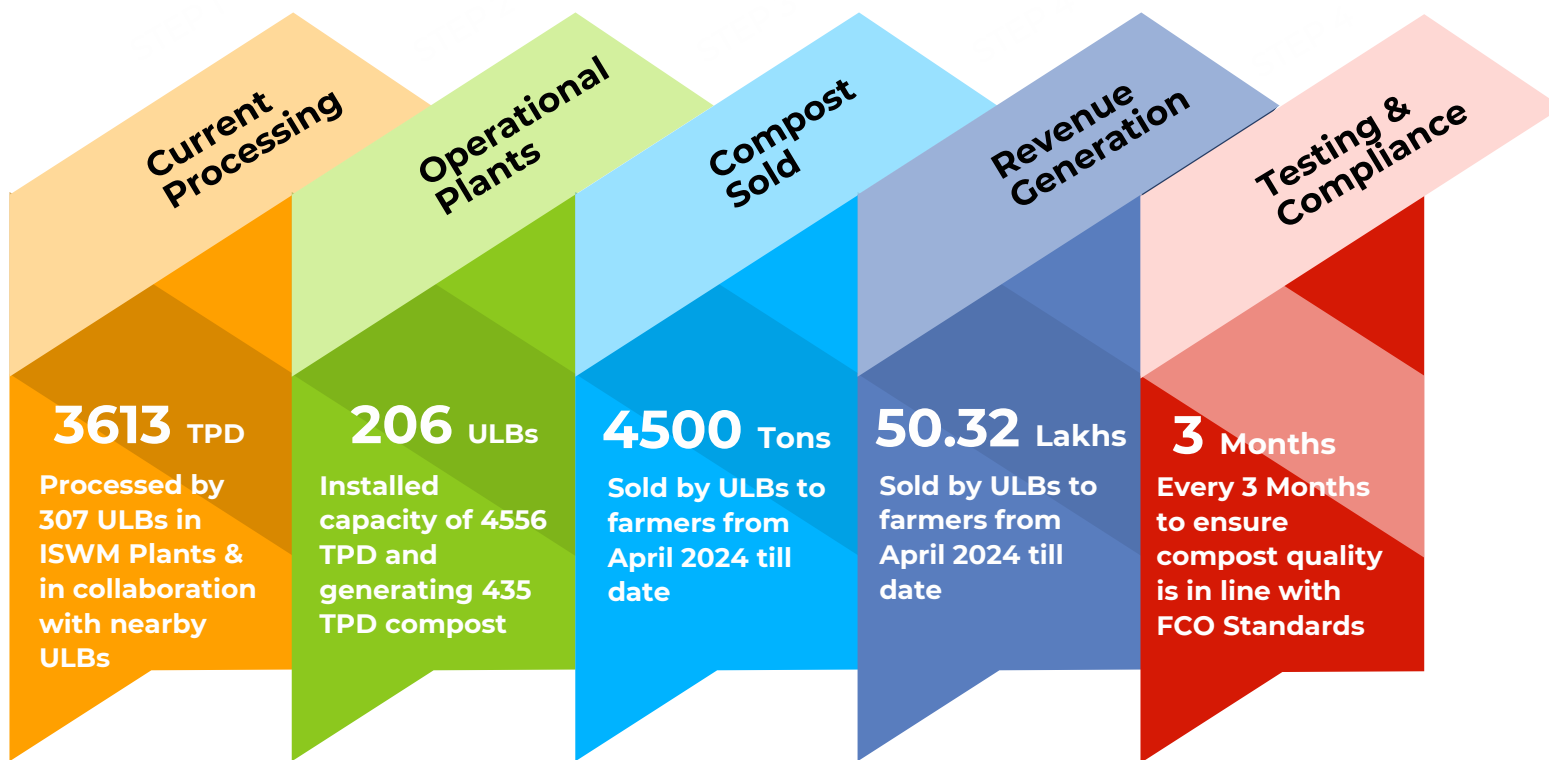


Wet Waste Management- 315 ULBs

219 Gap in TPD	Total Wet Waste Generation: 3832 TPD
	Total Wet Waste Processing: 3613 TPD

Timeline for Meeting the Gap: Dec 2026

Current Facilities for Wet Waste Management



4182

Action Taken to tackle the Gap

SBM 1.0

- 1 5038 TPD Composting plants being set up in 218 ULBs for Rs. 1195.30 Cr.
- 2 Out of total 5393 works, **88% of the works are completed, 295 works are in progress**, and **balance 330 works** are yet to be undertaken. **All works will be completed by Dec-2025**

SBM 2.0

- 1 **746 TPD ISWM Plants in 91 newly upgraded ULBs for Rs. 366.45 Cr.** DPRs completed, and 86% works tendered. **All works will be completed by Dec-2026**
- 2 **420 TPD Bio-methanation plants** for **10 City Corporation** for Rs. **75.60 Cr.** DPRs are currently under preparation. **All works will be completed by Dec-2026**
- 3 **GAIL** is conducting feasibility studies for establishing **Bio-methanation plants** in **16 Districts of Karnataka.**
- 4 **BPCL willing to set-up Bio-methanation plants in Hubli-Dharwad & Mysuru City Corporations.** Feasibility study completed.

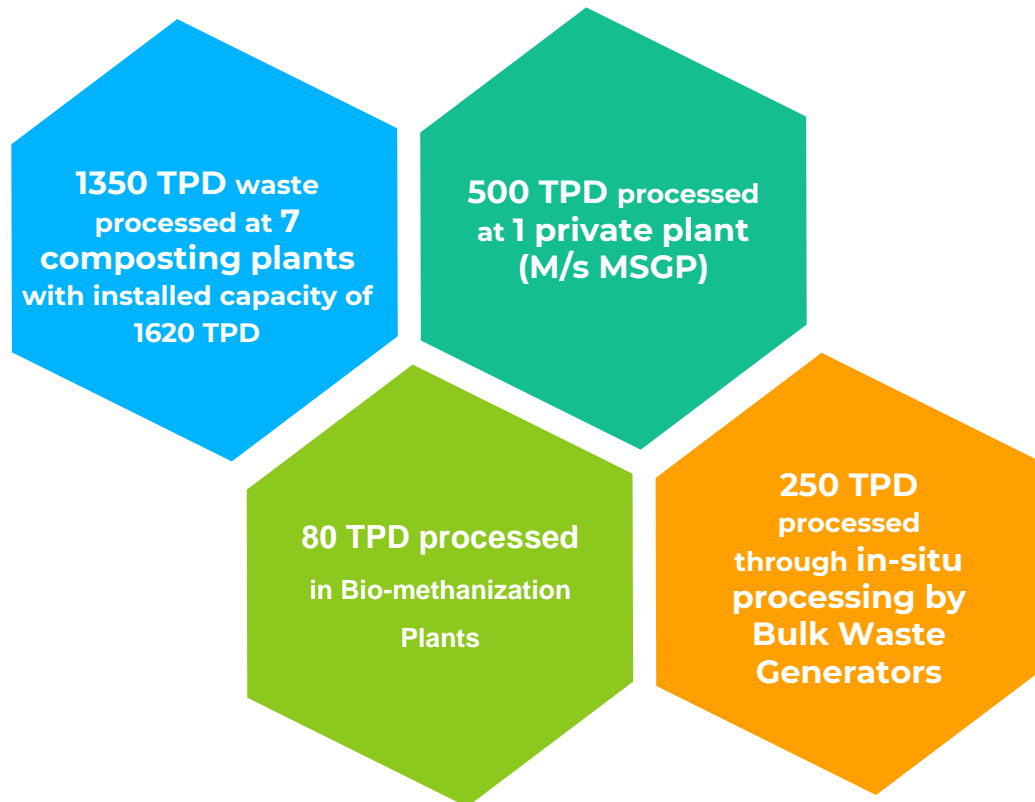


Wet Waste Management- BBMP

845 Gap in TPD	Total Wet Waste Generation: 3025 TPD
	Total Wet Waste Processing: 2180 TPD

Timeline for Meeting the Gap: Dec 2027

Current Facilities for Wet Waste Management



Action Taken to tackle the Gap

- Tenders Invited**
4 Integrated Solid Waste Management Facilities of 6,666 TPD total capacity. Under this, 2,844 TPD of Bio-methanation Plants are proposed. Works to be completed by December 2027.
- Work in progress**
50 TPD Bio CNG plant. Works to be completed by December 2025
- Work in progress**
4 Nos. of 20 TPD Bio Methanization Plants (each of 5 TPD capacity). Works to be completed by August 2025
- Wok in progress**
500 TPD Bio CNG plant in collaboration with M/s GAIL Works to be completed by December 2026.
- Overall Proposed Capacity**
3414 TPD. This shall cater to the current processing gap and to the future requirement. .

Implementation Status of Wet Waste (315 ULBs) under SBM

1 Status of Works for 219 ULBs under SBM 1.0

Year	Approved Works	DPR Costs	Total Capacity (TPD)	Works Tendered	Works under Progress	Works Completed
Oct 2022	5393	1195.30	5038	4181	1380	2801
Oct 2023	5393	1195.30	5038	4833	760	4073
May 2024	5393	1195.30	5038	5393	930	4463
Jan 2025	5393	1195.30	5038	5393	625	4768

2 Status of Works for 91 ULBs under SBM 2.0

Year	Approved Works	DPR Costs	Total Capacity (TPD)	Works Tendered	Works under Progress	Works Completed
Oct 2022	1063	366.45	746.15	0	0	0
Oct 2023	1063	366.45	746.15	0	0	0
May 2024	1063	366.45	746.15	237	0	0
Jan 2025	1063	366.45	746.15	918	436	162



ISWM Plant, Hassan CMC, Hassan Dt.



ISWM Plant, Davangere CC, Davangere Dt.



Foundation Work, HD Kote, Mysore Dt

De-centralized Composting Units of 315 ULBs

Vermi- Compost Pit-10TPD
Capacity-Chittapura TMC,
Kalaburgi Dt

ISWM Plant-20TPD
Capacity-Hosadurga TMC,
Chitradurga Dt.

Biogas Plant-2TPD
Davangere CC, Davangere
Dt.

ISWM Plant-Davanagere
CC, Davanagere Dt



De-centralized Composting Units of BBMP



**In-situ
Composting in
Households**



**Bio-mechanization
plant – 5 MTPD
capacity each at 13
locations**



**Composters in
Apartments/Bulk
Generators**

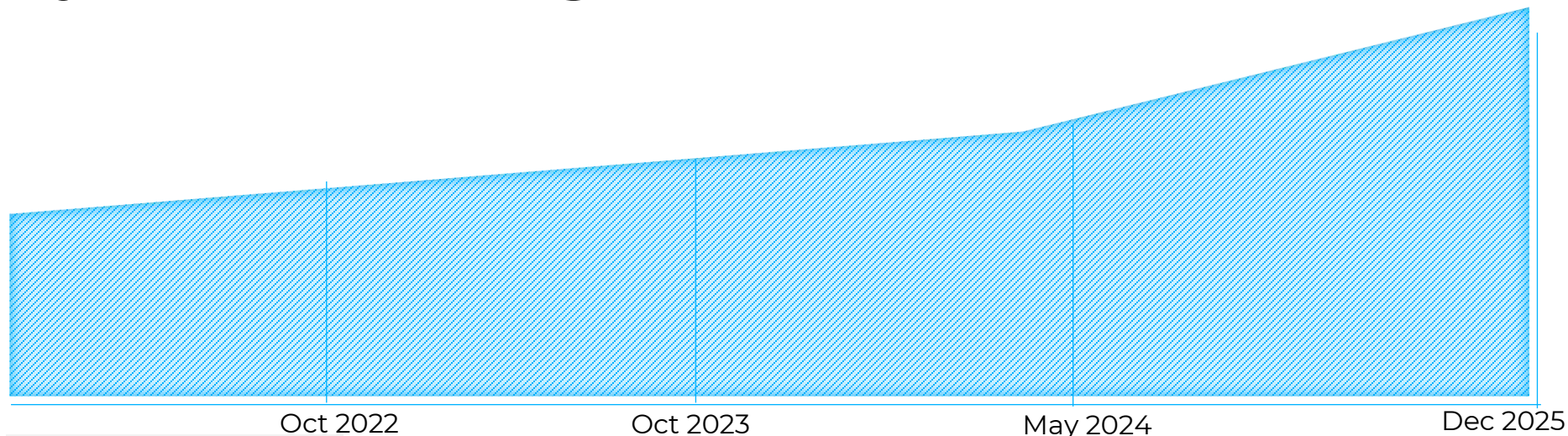
4186

Dry Waste Management- Urban

4187

Year Wise Processing

Progress in year wise processing from Oct 2022 to January 2025



Details of Generation, Processing & Gap

Details of Generation, Processing and Gap including BBMP and Urban ULBs

Oct 2022	Oct 2023	May 2024	Dec 2025
<ul style="list-style-type: none"> Generation: 4249 TPD Processing: 1371 TPD Gap: 2878 TPD 	<ul style="list-style-type: none"> Generation: 4249 TPD Processing: 1682 TPD Gap: 2567 TPD 	<ul style="list-style-type: none"> Generation: 4249 TPD Processing: 1992 TPD Gap: 2257 TPD 	<ul style="list-style-type: none"> Generation: 4534 TPD Processing: 2928 TPD Gap: 1606 TPD

Improvement in Processing

Percentage Improvement in Processing Year wise

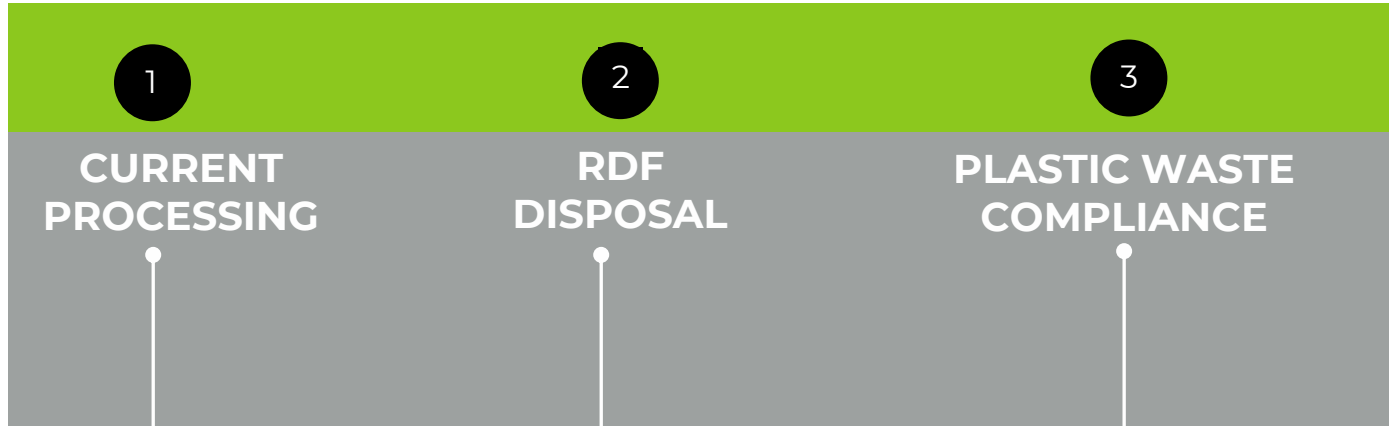


Dry Waste Management- 315 ULBs

881 Gap in TPD	Total Dry Waste Generation: 2609 TPD
	Total Dry Waste Processing: 1728 TPD

Timeline for Meeting the Gap: Dec 2026

Current Facilities for Dry Waste Management



1,728 TPD of waste processed in 289 ULBs through ULB operated DWCCs and in collaboration with nearby ULBs.

33,000 Tonnes RDF sent to cement industries for disposal in FY 2024-25 till date.

Plastic Waste Management has been strictly enforced with complete SUP Ban, conducting raids and imposing fines, Focus on EPR, etc., 116 ULBs registered on CPCB's EPR Portal.

4188

Action Taken to tackle the Gap

3045
TPD

Material Recovery Facilities in 309 ULBs

100% Detailed Project Report Completed; 99% works tendered till date.

Timeline of Work Completion: Dec 2026

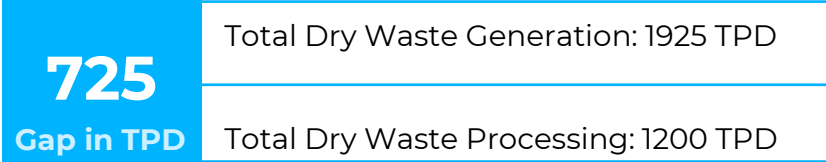
11

Completed MRF Civil Works and are in process of procuring machines

ULBs

(Pariyapatna, Saragur, T Narasipura, Kaup, H.D. Kote, Pandavapura, Jagalur, Kadaba, Holalkere, KR Pet and Nagamangala)

Dry Waste Management- BBMP



Timeline for Meeting the Gap: Dec 2027

Current Facilities for Dry Waste Management:

<p>600 TPD</p> <p>RDF to Energy Plant at Bidadi in collaboration with M/s KPCL</p>	<p>600 TPD</p> <p>Processed through 118 Dry Waste Collection Centres (DWCCs)</p>
---	---

Action Taken to tackle the Gap

- 1** Tendering Stage: **4 Integrated Solid Waste Management Facilities**. Under this, **1767 TPD of Waste to Energy Plants** and **696 TPD dry waste management** are proposed. Works to be completed by **December 2027**.
- 2** **SBM 2.0: 1686.11 TPD capacity Material Recovery Facility** approved for **Rs. 143.31 Cr.** DPRs are currently in preparation stage.
- 3** Overall total proposed capacity dry waste management- **4149 TPD**. This shall cater to the current processing gap and to the future requirement.

Implementation Status of Dry Waste (315 ULBs) under SBM

4190



MRF Shed in T. Narasipura, Mysuru Dt.



MRF Shed in HD Kote Mysuru Dt

1 Status of MRF Works for 309 ULBs under SBM 2.0

Year	Approved Works	DPR Costs	Total Capacity (TPD)	Works Tendered	Works under Progress	Works Completed
Oct 2022	2377	418.76	3045	0	0	0
Oct 2023	2377	418.76	3045	0	0	0
May 2024	2377	418.76	3045	1015	0	0
Jan 2025	2377	418.76	3045	2355	1043	76



MRF Shed in Kaup, Udupi Dt.

4190



Dry Waste Management in 315 ULBs




MRF Plant-33 TPD Capacity-Udupi CMC, Udupi Dt



DWCC-5 TPD Capacity-Chithapura TMC, Kalaburgi Dt.



MRF Plant- 80 TPD Capacity- Mysore CC, Mysuru Dt.



4191 MRF Plant-100 TPD Capacity-Mangalore CC, Dakshina Kannada Dt.

Material Recovery Facility, Civil Shed- Work Completed under SBM



Kadaba TMC, Dakshina Kannada Dt



Holalkere TMC, Chitradurga Dt



Kaup TMC, Udupi Dt



Bankapur TMC, Haveri Dt

Dry Waste Processing Plant- BBMP



Decentralized Dry Waste Processing Plant



Decentralized Dry Waste Processing Plant running at 119 Locations and sent to Recyclers



Segregation at Decentralized Dry Waste Processing Plants

Waste (RDF) to Energy Plant at Bidadi- BBMP



Waste to Energy Plant- BBMP



Constructed by KPCL to generate 11.5 MW of Power from 600 MTPD of RDF Waste



Office, Waste to Energy Plant- BBMP

Inert Waste Management-Urban

1310
Generation in TPD | **100%**
Processing



475 TPD



75 TPD



760 TPD



760 TPD

315 ULBs
Inert Waste

550 TPD

BBMP
Inert Waste

Inert Waste Management Initiatives

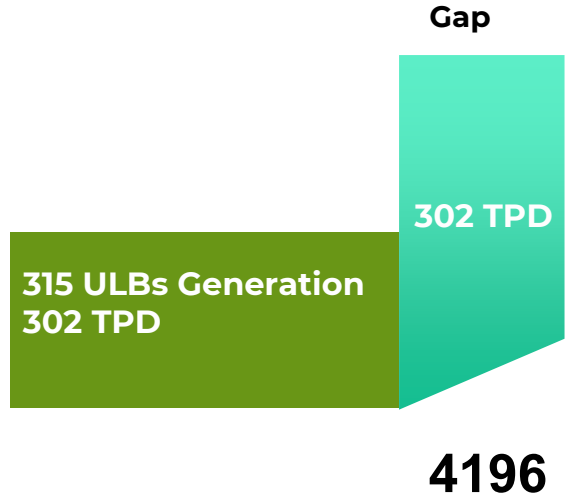
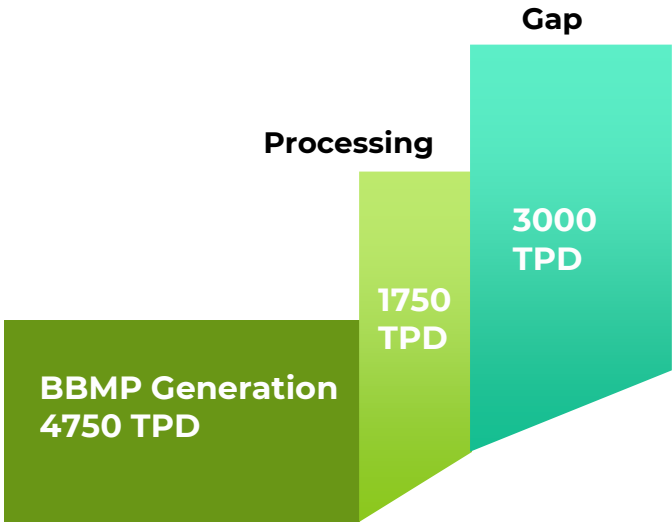
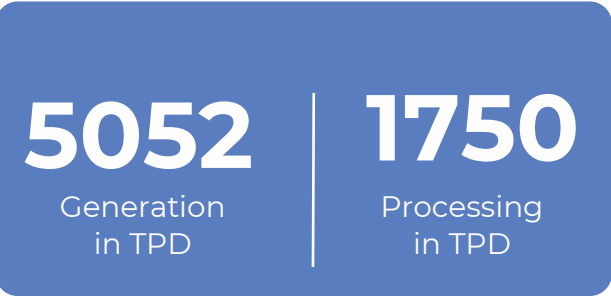
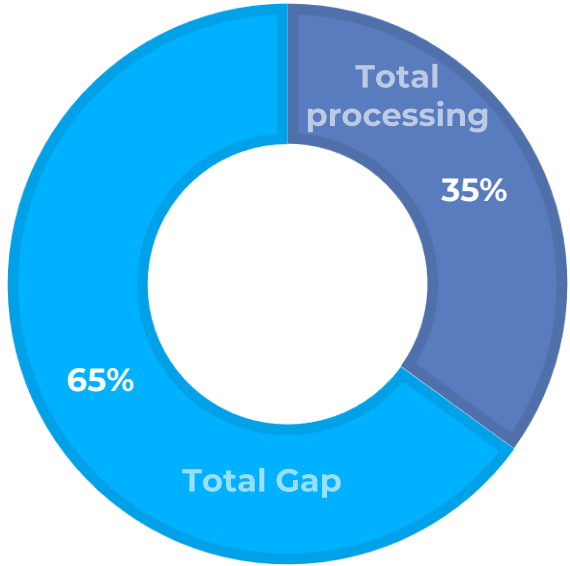
- 1 As per SWM Rules 2016, Inert waste is disposed into Sanitary Landfill by the ULBs.
- 2 Sample ULBs conducted Physical characterization study and TCLP (Toxic Characteristics Leaching Procedure) tests for inert waste which are sent to Sanitary Landfill.
- 3 Based on the analysis of test reports received, a circular has been issued to the ULBs directing them to comply with inert waste disposal standards.

4195

As per SWM Rules 2016, Inert waste is disposed into Sanitary Landfill by the ULBs.

As per SWM Rules 2016, Inert waste is disposed into Sanitary Landfill by the ULBs.

C&D Waste Management-Urban



- 1 **Timeline for Meeting the Gap:** June 2026
- 2 1750 TPD C&D processing plants at Kannur and Chikkajala on PPP Model are currently operational.
- 3 Proposal of Collection and Transportation for 1750 TPD C&D waste to existing Kannur and Chikkajala plants, is under Tender process.
- 4 Proposal of Collection, Transportation and Processing of 3000 TPD C&D waste on PPP Model is under Tender process.

- 1 **Timeline for Meeting the Gap:** December 2025
- 2 302 TPD C&D waste processing plants in Mysuru CC, Kalburgi CC, Davangere CC, HDMC CC for Rs. 38.02 Cr.
- 3 Davangere CC has issued work order while remaining 3 CCs are currently under tendering stage.

C&D Processing Plants- BBMP



C & D Waste Processing Plant of capacity 750 MTPD established at Kannur



Bricks Machine



Crushing Machine

Legacy Waste Management-Urban

173.07 LT

Total Legacy Waste in 201
Dumpsites

27%

Remediated (46.46 Lakh
Tonnes)

73%

Yet to be remediated
(126.61 Lakh Tonnes)

Status of Legacy Waste Management in Karnataka

Area	No of Dumpsites	Quantity in LT	Remediated in LT till date	Balance in Lakh Tonnes
ULBs	192	75.25	7.53	67.72
BBMP	9	97.82	38.93	58.89
Total	201	173.07	46.46	126.61



Work Completed **2.52 LT** in **8** ULBs

1. Rabkavi Banahatti,
2. Konnur,
3. Kalaghatagi,
4. Alnavar,
5. Annigeri,
6. Shivamogga,
7. Vijayapura,
8. Tumkur

Work progress **132 ULBs-5.01**
LT remediated so far

- For BBMP, Work completed for Bagalur Site- 4.38 LT
- Work in Progress- 2 dumpsites – 34.55LT remediated so far.

201
Dumpsites

DPR Completed

197
Dumpsites

DPR Approved

54
Dumpsites

Tendering in progress

134

Dumpsites

Work in Progress

4198

Legacy Waste Management-315 ULBs

75.25 LT

Total Legacy Waste in 192 Dumpsites

10%

Remediated (7.53 Lakh Tonnes)

90%

Yet to be remediated (67.72 Lakh Tonnes)
Timeline for Completion- Dec 2027



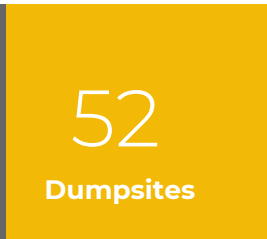
Work completed- 8 ULBs -2.52 Lakh Tonnes:

- Rabkavi Banahatti,
- Konnur,
- Kalaghatagi,
- Alnavar,
- Annigeri,
- Shivamogga,
- Vijayapura,
- Tumkur

Work in progress- 132 ULBs- 5.01 Lakh Tonnes remediated so far.



DPR Completed



Tendering in progress



Work in Progress

4199

Legacy Waste Management-BBMP

97.82 LT

Total Legacy Waste in 9 Dumpsites

40%

Remediated
(38.93 Lakh Tonnes)

60%

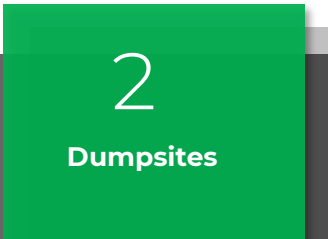
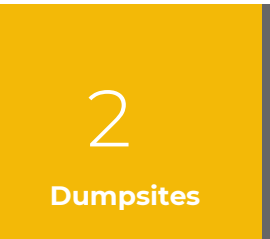
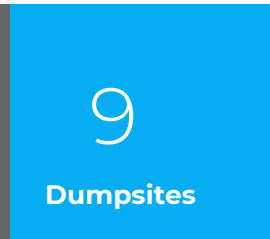
Yet to be remediated
(58.89 Lakh Tonnes)

Timeline for Completion:

- 1 Bagalur Completed
- 2 Mandur Phase-1 June 2025
- 3 Bellahalli June 2025
- 4 Mandur Phase-2 June 2027
- 5 Mavallipura January 2026
- 6 Bingipura Dec 2026
- 7 Lakshmipura August 2026
- 8 Subramanyapalya December 2025
- 9 Doddabidarekallu December 2025



- Remediation completed for Bagalur Site- **4.38 LT**
- Work in Progress - 2 dumpsites - **34.55 LT** remediated so far.



DPR Completed

DPR Approved

Tendering in progress

Work in Progress


4200

Legacy Waste Management Work Completed- ULBs



Vijayapura, Karnataka, India
Unnamed Road, Karnataka 586203, India
Lat 16.555428°

Before – Vijayapura CC - 80,000 Tons of legacy waste



Check In Basavana Bagewadi, Karnataka, India
Hx7j+qw, Basavana Bagewadi, Karnataka 586203, India
Lat 16.566254° Long 75.982426°

After - Vijayapura CC, Vijayapura Dt. .



Before - Shivamogga CC – 25300 Tons of legacy waste



After -Shivamogga CC, Shivamogga Dt

Legacy Waste Management Work Completed- ULBs



Before – Alnavara TP - 11,000 Tons of legacy waste



After – Alnavara TP, Dharwad Dt..



Before – Rabkavi Banhatti CMC – 16800 Tons of legacy waste



After Status-Rabkavi Banhatti CMC, Bagalkot Dt

Legacy Waste Management Work Completed- ULBs



Before – Kalaghatagi TP - 7000 Tons of legacy waste



After Kalaghatagi TP, Dharwad Dt.



Before - Annigeri TMC – 12000 Tons of legacy waste



After – Annigeri TMC, Dharwad Dt

Legacy Waste Management Work In Progress- ULBs

4204



Work in Progress –Mangalore CC, Dakshina Kannada Dt. - 105441 Tons remediated



Work in Progress-HDMC CC, Dharwad Dt. – 50000 Tons remediated so far.



Work in Progress –Basavana Bagewadi TMC, Vijayapura Dt.- 22000 Tons remediated



Work in Progress- Mysore CC, Mysuru Dt. - 160000 Tons remediated so far

4204

Bio-Remediation Completed at Bagalur-BBMP



Remediated Site



Tree Planting



Site Converted into Green Space

Bio-Remediation in progress at Mandur Ph-1 BBMP



Arial View



Bio Mining of Legacy Waste



Leachate Collection Pond

Bio-Remediation in Progress at Bellahalli/Mittaganahalli- BBMP



Installation of Methane Collection Pipe



Extraction of Methane Gas



Methane Collection chamber

Initiatives Undertaken by KSPCB under E-Waste Management



IEC Initiatives Undertaken in Last Six Months

#1

SWACHHTA HI SEVA Campaign



4000 Events Conducted



269625 Volunteers Joined



23809 Health Check Ups



16609 PPE Kits Distributes



879 CTUs identified & cleaned



13,049,161 Sq.m Cleaned

#2

SWACHH DIWALI SWACHH DIWALI Campaign



- **316 ULBs** participated
- Waste Reduction through RRR principles
- SUP Ban
- Promotion for Vocal for Local
- Neighborhood Cleanliness Drives

#3

CLEAN TOILETS Campaign



- **2384 Toilets** were cleaned and nominated
- Improved performance of toilets

SHGs Involvement

Improved Interpersonal Communication & Citizen Involvement

Events & Campaigns

Cylothons, Marathons, Cleanliness Drives, Signature Campaign, School activities etc.,

Awards & Recognition

Recognition for Pourakarmikas & sanitary Staffs

Social Media Involvement

Celebrity Engagement, Competitions in social media

Theme Based Monthly Events

Segregation Month, Plastic Free Month, RRR Month etc., to be organised

4209

Way
Forward
under
SBM 2.0

Capacity Building Initiatives Undertaken in Last Six Months

TRAININGS CONDUCTED

- 1 **Residential Training Programmes (4 Zonal Training)**
Refresher course on SBM 2.0 Guidelines and NGT compliance for executive and technical officials. (October- November 2024)
- 2 **Swachh Survekshan Training**
Comprehensive training on Swachh Survekshan for executive and technical officials (October 2024)
- 3 **WASH CONCLAVE**
State Level Conclave on Water and Used Water (January 2025)
- 4 **Orientation Workshop on FSSM**
Orientation workshop on Fecal Sludge and Septage Management (January to March 2025)
- 5 **Advanced Training Session on I&D**
Training of Technical Aspects of Interception and Design component of SBM 2.0
- 6 **Workshop on NGOs**
Capacity building among civil society organizations engaged in urban sanitation and environmental sustainability.



-  Tie up with IISC for strategic action plan and skill enhancement of various stakeholders
-  Master Trainer Programmes
-  Classroom and Online Trainings
-  Exposure Visits
-  Digital Interventions

Best Practices- Urban

Puttur's Wet Waste to Bio-CNG Plant

The Puttur Wet Waste to BioCNG Project converts organic waste into clean energy, reducing landfill waste and emissions while promoting sustainability. Implemented through public-private partnerships, it supports a circular economy and is scalable for replication.

The Puttur Wet Waste to BioCNG Project is an initiative by Puttur City Municipal Council, Karnataka, to convert organic waste into BioCNG. This project, aligned with the Swachh Bharat Mission, promotes sustainable waste management and renewable energy generation. It involves waste segregation, anaerobic digestion, and gas purification to produce clean fuel for municipal and commercial use. The initiative reduces landfill waste, mitigates greenhouse gas emissions, and supports a circular economy. Implemented through public-private partnerships, it is scalable and replicable for other municipalities, enhancing economic, environmental, and social sustainability



The Wadi Recycled Plastic Paver Block & Tiles Initiative by TMC Wadi, Karnataka,

The Wadi Recycled Plastic Paver Block & Tiles Initiative transforms plastic waste into usable paver blocks and tiles, reducing pollution and landfill waste. A scalable, low-cost solution, it promotes circular economy and sustainable urban waste management.

The Wadi Recycled Plastic Paver Block & Tiles Initiative by TMC Wadi, Karnataka, focuses on waste minimization and circular economy principles. Launched in 2022 in collaboration with Revive Waste Management, Kalaburagi, it converts plastic waste into paver blocks and tiles, reducing environmental pollution and drainage blockages. The project involves stakeholder participation, including shop owners and market associates, promoting waste segregation and recycling. It has economic benefits through revenue generation and environmental impact by reducing landfill waste. Scalable and replicable, it offers a low-cost, high-impact solution for sustainable urban waste management

4211



Best Practices- Urban



Incense Sticks Making from Flower Waste (Belgavi)

The Belgavi Flower Waste to Agarbatti Initiative repurposes flower waste into incense sticks, reducing pollution and landfill waste. A scalable, circular economy model, it transforms waste into a valuable product while promoting sustainability.

The Belgavi Flower Waste to Agarbatti Initiative by City Corporation Belgavi, Karnataka, converts flower waste into incense sticks, reducing waste accumulation and environmental pollution. Launched in 2023-2024, it processes 300-500 kg of flower waste daily from markets and temples. Through public-private collaboration, dried petals are powdered and used for Agarbatti production, promoting a circular economy. The initiative minimizes landfill waste, generates economic benefits, and is scalable for replication across India. Recognized at the International Municipalika Event and by NGT Karnataka, it transforms bad smell into good smell, aligning with sustainable urban waste management.

Mysore's Non-Reusable Plastic Waste into Interlocking Tiles

Mysore Municipal Corporation, in partnership with Jagruth Tech Pvt Ltd, converts non-reusable plastic waste into interlocking tiles, enhancing sustainability. Processing 2 tons daily, it has made Mysore India's second-highest plastic-recycling city

Mysore Municipal Corporation, in collaboration with Jagruth Tech Pvt Ltd, has pioneered an eco-friendly initiative by converting non-reusable plastic waste into interlocking tiles for footpaths. Processing 2 tons of plastic waste daily, the project has repurposed 100 out of 350 tonnes collected over six months. Mysore, now India's second-highest plastic-recycling city, has received an EPR certificate from the Central Pollution Control Board, affirming its commitment to sustainable waste management and environmental responsibility.



4212

Best Practices- Urban

Coconut Husk to Coconut Bricks Initiative at SWM Plant, Chittapur TMC, Kalaburagi Dt.

In an innovative step towards sustainable waste management and resource efficiency, the Chittapur Town Municipal Council (TMC) in Kalaburagi district has successfully implemented a pioneering initiative to convert coconut husk waste into eco-friendly bricks.

Recognizing the environmental challenges posed by the improper disposal of coconut husks, which are abundantly generated in local markets and households, the TMC collaborated with local entrepreneurs and self-help groups to establish a decentralized coconut husk processing unit. Through a simple yet effective process, coconut husks are shredded, mixed with natural binding agents, and compressed into durable bricks suitable for construction and landscaping purposes. This initiative not only addresses the issue of organic waste accumulation but also promotes circular economy principles by creating a value chain for agricultural by-products...



Waste to Wonder Park at Hagaribommanahalli TMC

The Waste to Wonder Park at Hagaribommanahalli Town Municipal Council (TMC) is a unique initiative that creatively disseminates messages of cleanliness and Swachhatam.

Developed with various themes of the park features artistic installations and sculptures that symbolize environmental sustainability and the importance of waste management. Serving as both a recreational space and an educational hub, it attracts residents, students, and visitors, raising awareness about the value of recycling and resource recovery. The park not only promotes eco-friendly practices but also reflects Hagaribommanahalli TMC's commitment to the Swachh Bharat Mission's goals of a cleaner, greener future

4213



Best Practices- Urban



“One Biogas – Many Benefits” - 250 Kg capacity biogas plant, Nargund, Gadag Dt.

The “One Biogas – Many Benefits” initiative in Nargund, Gadag district, showcases the transformative potential of sustainable waste management through a 250 kg capacity biogas plant.

This plant efficiently processes organic waste, including food scraps and agricultural residues, converting them into clean biogas used for cooking and energy generation. The by-product, nutrient-rich slurry, serves as an excellent organic fertilizer, promoting eco-friendly farming practices. This initiative not only reduces the burden on landfills and mitigates methane emissions but also supports local energy needs, reducing dependency on conventional fuels. Additionally, it creates livelihood opportunities and fosters environmental awareness, aligning with the Swachh Bharat Mission’s goals of waste-to-wealth and sustainable living

Beautification of Public Places with Waste and Minimal Resources

The Sandur Town Municipal Council (TMC) in Bellary district has undertaken an innovative approach to urban aesthetics through the beautification of public places using waste materials and minimal resources.

By creatively repurposing discarded items such as scrap metal, plastic bottles, old tires, and construction debris, Sandur TMC has transformed parks, traffic islands, and community spaces into visually appealing landmarks. This cost-effective initiative not only reduces waste going to landfills but also promotes environmental sustainability. Community participation, especially from local artists and school groups, has been key in designing eco-friendly art installations, fostering a sense of civic pride, and reinforcing Swachh Bharat Mission’s vision of clean, green, and vibrant urban spaces.

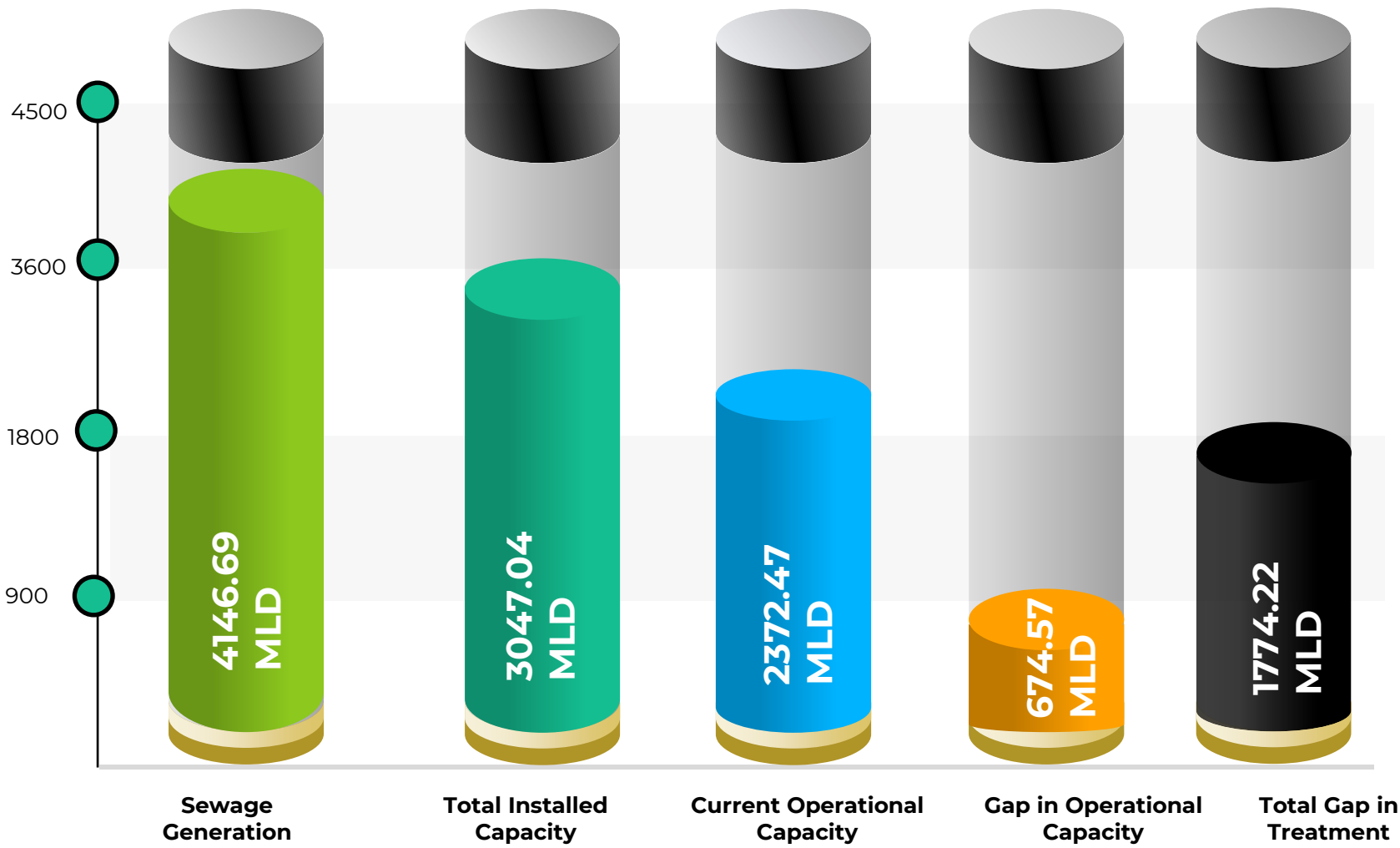
4214



COMPLIANCE TO USED WASTE MANAGEMENT

- 1 Used Water Management Profile for 316 ULBs
- 2 Action Taken to Tackle the Gap
- 3 NGT Compensation Fund
- 4 Details of UWM Projects under SBM 2.0
- 5 Details of UWM projects taken under State Funds

Used Water Management Profile for 316 ULBs



316
Total No of ULBs

4146.69
Sewage Generation (MLD)

3047.04
Total Installed Capacity(MLD)

2372.47
Current Operational Capacity(MLD)

674.57
Gap in Operational Capacity(MLD)

1774.22
Total Gap in Treatment (MLD)

4216

Action Plan to tackle the Gap in Used Water Management

Details of Existing STPs

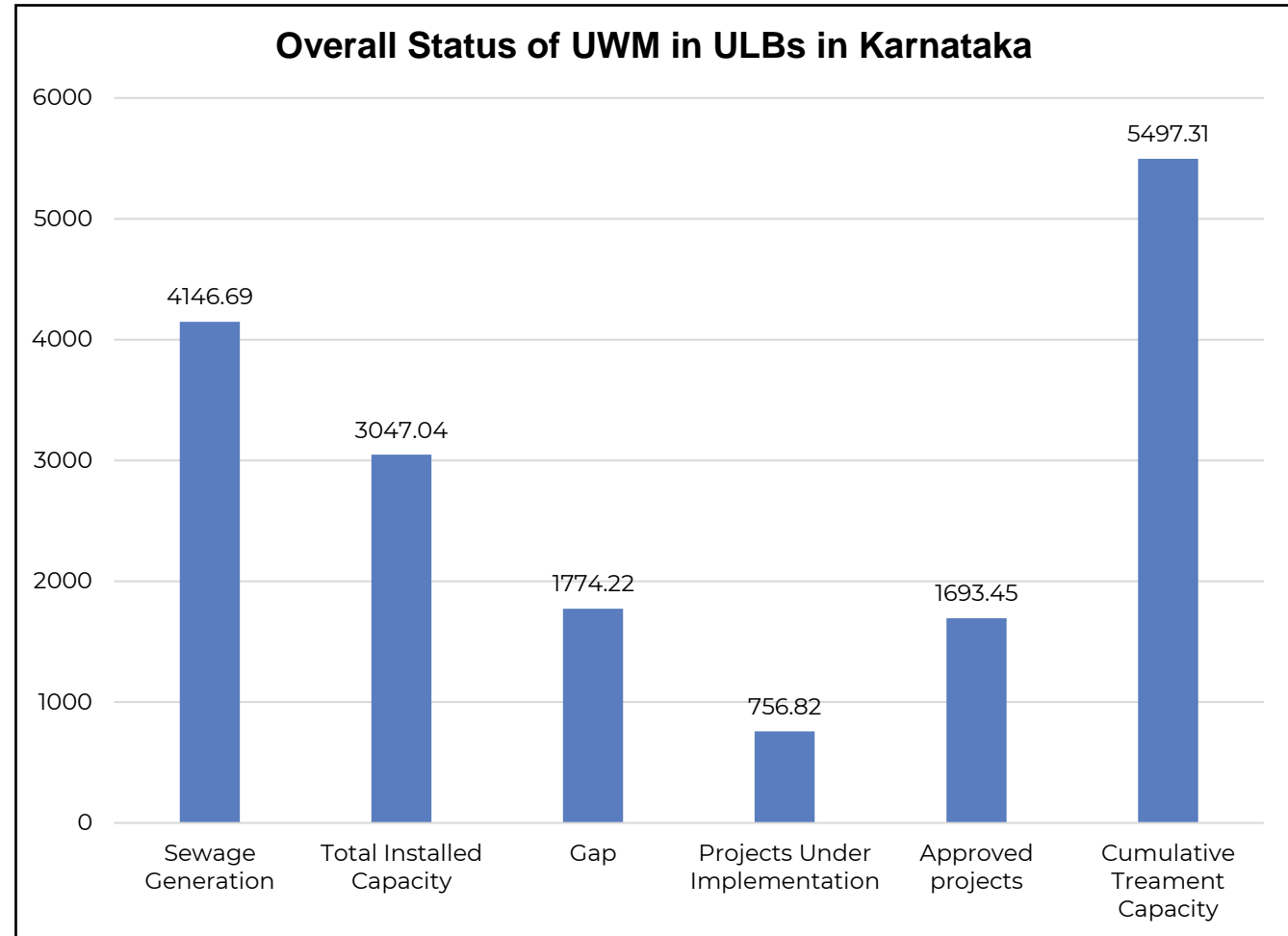
Status of UWM Projects	No of STPs	Capacity in MLD
Existing Projects	184	2667.04
Private STPs in BBMP	Decentralised STPs-2562	380
SUB TOTAL (A)	184	3047.04

Projects under Implementation

Status of UWM Projects	No of STPs	Capacity in MLD
Projects Under Implementation	76	756.82
Approved Projects	323	1693.45
SUB TOTAL (B)	399	2450.27

583
STPs

5497.31
MLD




*1033.80 MLD of Treated Wastewater is being Reused for various Agriculture, Industrial and various purposes

4217



Details of under construction & approved STPs in ULBs

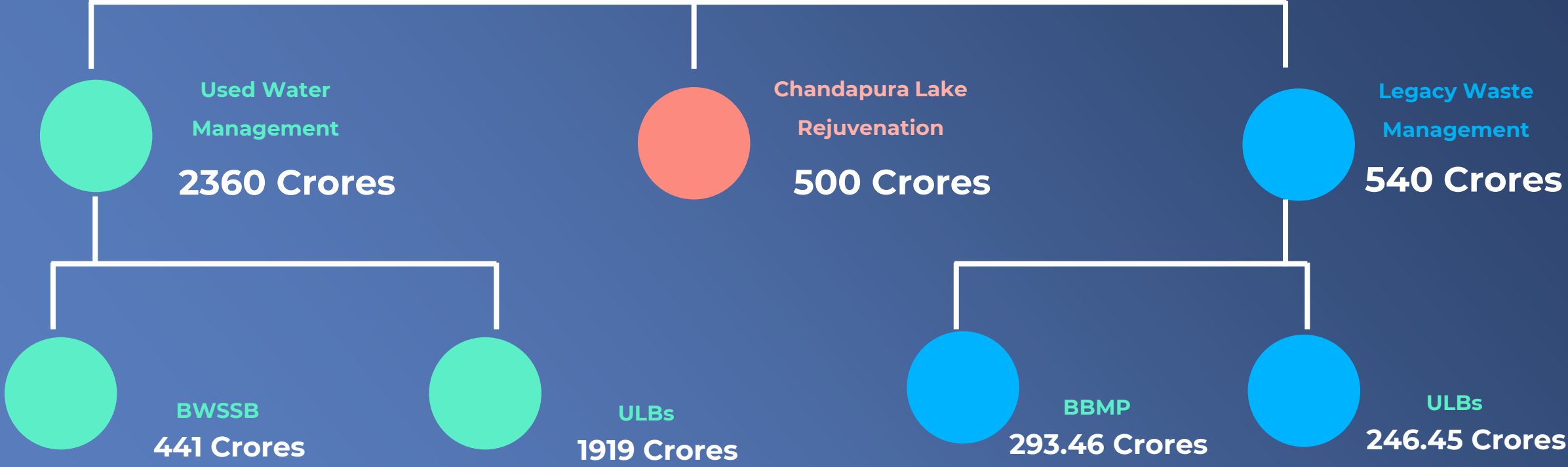
Implementing Agency	Under Construction			Approved Projects			Total Capacity to be added in MLD	Timeline
	No of STPs	Total Capacity in MLD	Project Cost in Cr	No of STPs	Total Capacity in MLD	Project Cost in Cr		
BWSSB	27	480	1382	17	583	2500	1063	December-2026 for Ongoing projects
KUWS&DB	42	254.70	434.82	29	82.22	162.89	336.92	
KUIDFC	07	22.12	10.83	277	1028.23	1348.21	1050.35	March 2027
Total	76	756.82	1827.65	323	1693.45	4011.10	2450.27	





4219 NGT Compensation Fund

3400 Crores



The State Government has created a separate ring-fenced account (personal deposit account) in the name of ACS, UDD. **Rs 1967 Crores** has been deposited for FY 2022-23 and out of this **325.73 Crores** has been released to parastatal implementing agencies. Once **75%** of **1967 Crores** is utilized, thereafter remaining amount will be deposited in the ring-fenced account

NGT Compensation Fund - KUIDFC (Rs 1919 Cr)

110 FSTPs

In total 110 ULBs with less than 30,000 Population

400.24 Cr

Total Project Cost

March 2026

Timeline of Completion

54 ULBs

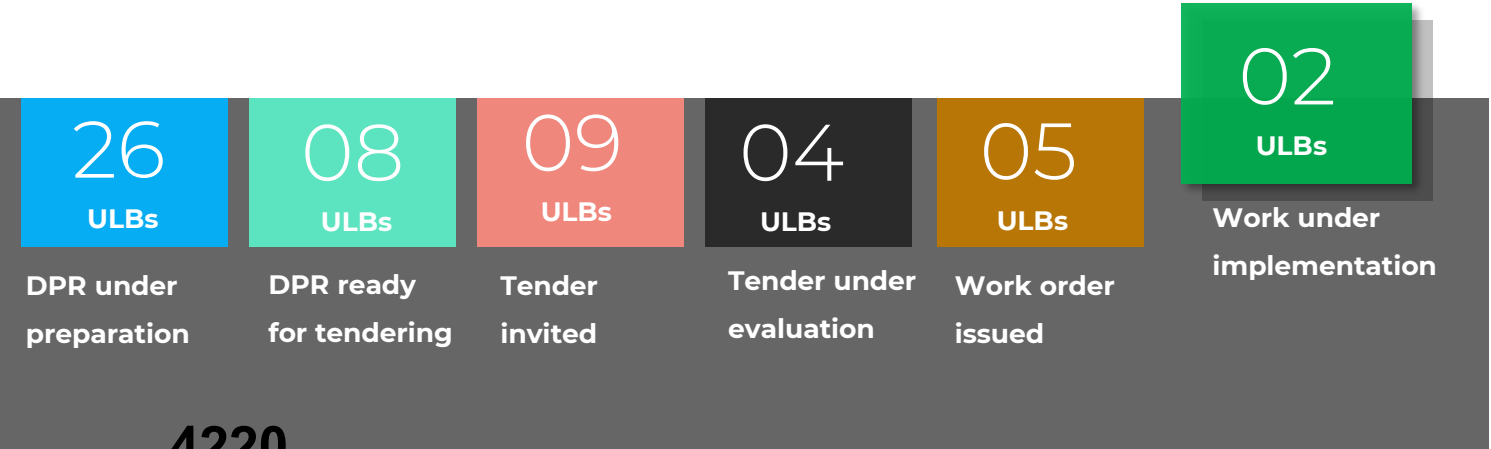
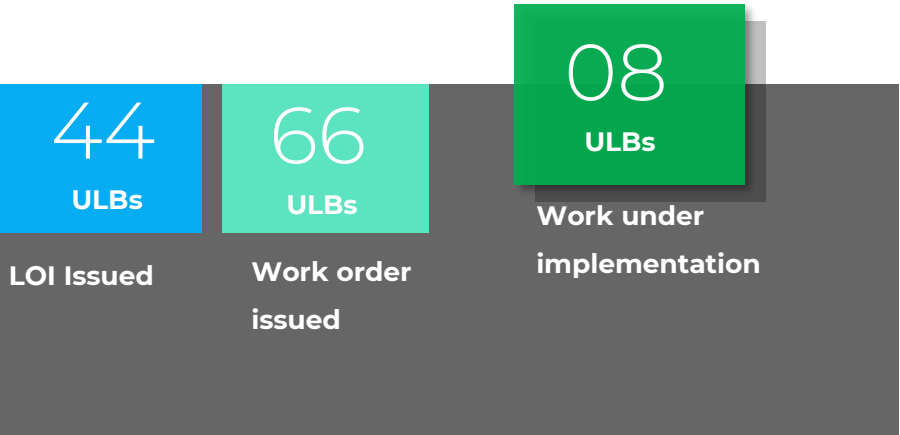
UWM priority works- (Repair/ renovation of existing STPs/ Sewer lines, construction of new Sewer lines/ Missing sewer links/ UGD Networks, etc.,)

1518 Cr

Total Project Cost

March 2027

Timeline of Completion



4220


NGT Compensation Fund- Chandapura Lake Rejuvenation (Rs 500 Cr)

46.1 MLD
Total Capacity



194.10
Cr

Hebbagodi
CMC
24 MLD-SBR



128.20
Cr

Bommasanandra
CMC
10 MLD-SBR

553.85 Cr
Total Cost



124.75
Cr

Jigani CMC
6 MLD-SBR
100 KLD- MBBR



106.80
Cr


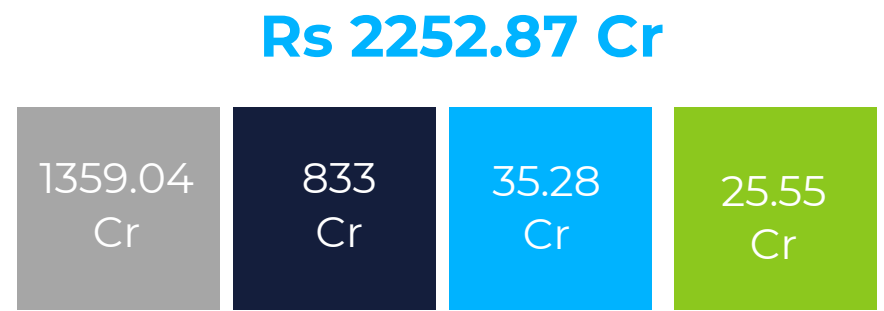
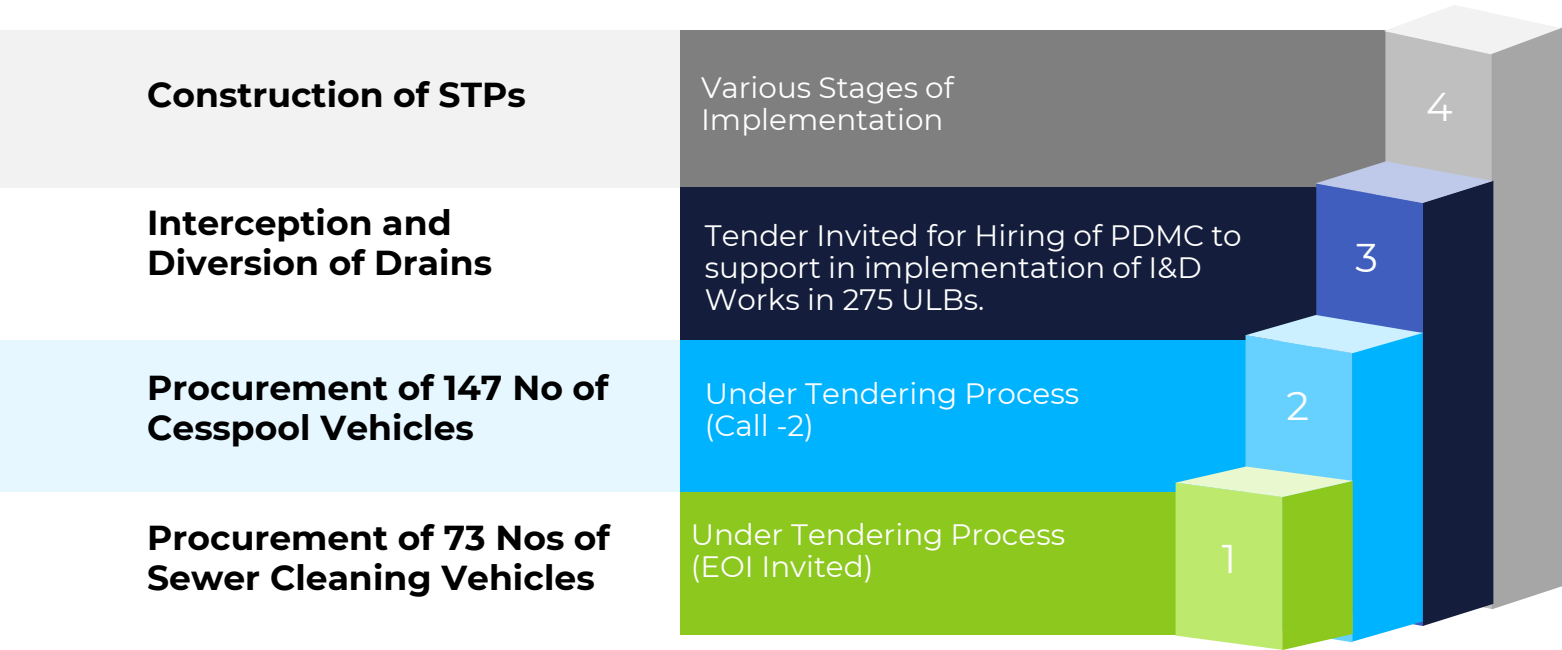
Chandapura
TMC
6 MLD-SBR

- Land acquisition is in progress
- 11(1) Gazette and paper notification issued on 22.02.2024.

- Tendering is Completed for all **4 Towns (Capex & O&M)**
- LoA Issued to the agency for all the towns on 31.07.2024

Timeline for Implementation:
End of 2027

Details of Used Water Management Projects under SBM (U) 2.0



4222



Details of UWM Project taken up under State Funds

Directorate of Municipal Administration

Construction of 45 FSTPs for management of 372 KLD of Faecal sludge.

- 1 Project Completed & Commissioned- 4 Projects
- 2 Work Under Verge of Completion (>70%)- 7 projects
- 3 Work Under Progress- 11 Projects.
- 4 Work Commenced for 18 ULBs
- 5 Work order issued- 5 Projects

Rs 121.00 Crores

Karnataka Urban Water Supply and Sewerage Board

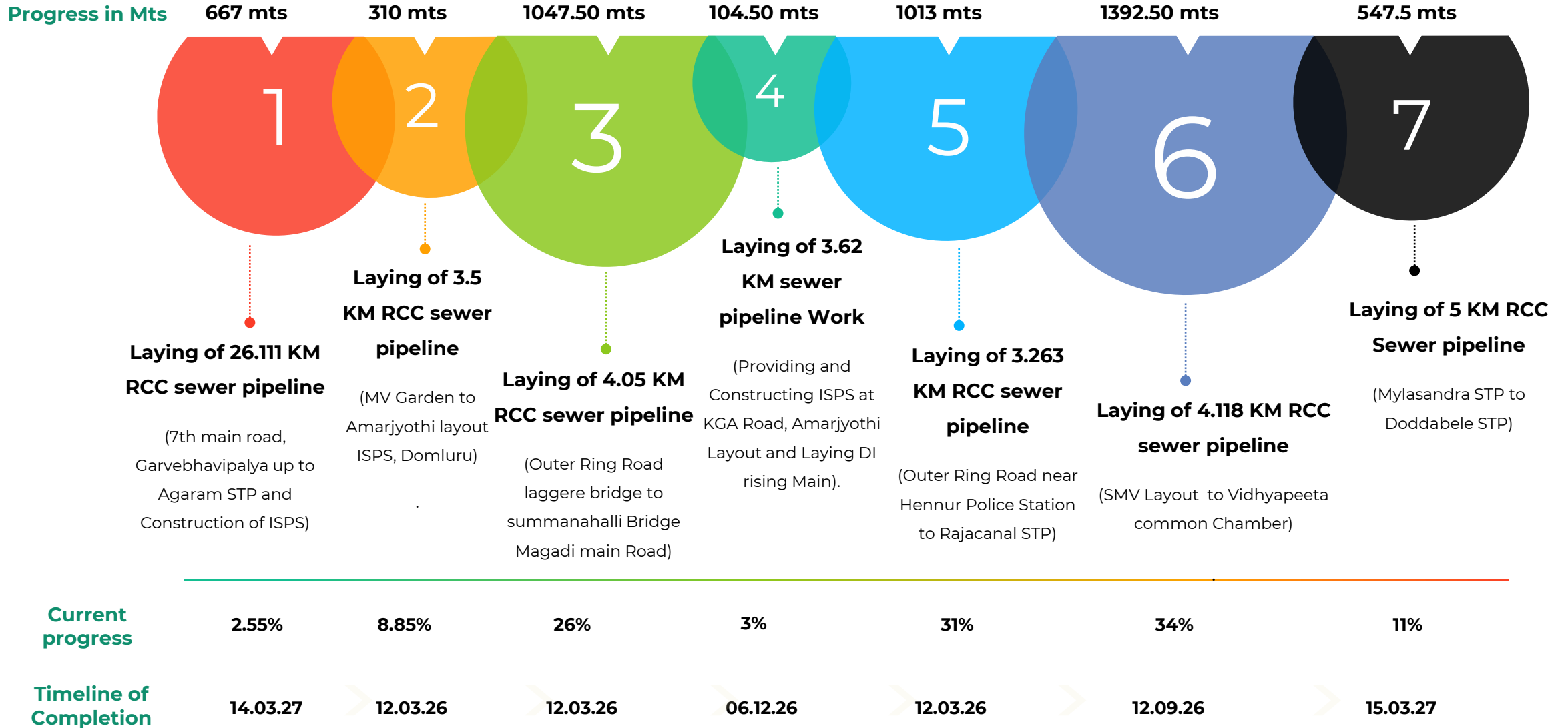
- 1 Providing UGD facilities to Chandapura town (Rs. 106.80 Cr)
- 2 Replacement of UGD Network & Tertiary treatment for 6 MLD STP to Maddur town (Rs.16.49 Cr).
- 3 Providing UGD facilities to Shahapura town (Rs. 292.98 Cr.)

Rs 416.27 Crores

4223



NGT Compensation Fund- Projects taken up by BWSSB (Rs.441 Cr)



4224

Sewage Treatment Plants (STPs)

4225



40 MLD SBR Type STP - HDMC CC, Dharwad Dt.



40 MLD SBR Type STP - HDMC CC, Dharwad Dt.



24.57 MLD Aerated Lagoon Type STP – Tumkuru CC, Tumkur Dt



24.57 MLD Aerated Lagoon Type STP – Tumkuru CC, Tumkur Dt

4225

Sewage Treatment Plants (STPs)


4226



20 MLD SBR Type STP - Davangere CC, Davangere Dt



20 MLD SBR Type STP - Davangere CC, Davangere Dt.



30 MLD Aerated Lagoon Type STP – Bellary CC, Bellary Dt.

4226



30 MLD Aerated Lagoon Type STP – Bellary CC, Bellary Dt.

Fecal Sludge Treatment Plants (FSTPs)- Ongoing Projects



6 KLD FSTP, Karkala TMC, Dakshin Kannada Dt.



Malali, Karnataka, India
WRH5+PG, Malali, Karnataka 573127, India
Lat 12.931604°
Long 75.807349°



Malali, Karnataka, India
Unnamed Road, Malali, Karnataka 573127, India
Lat 12.931583°
Long 75.807226°
01/10/24 11:56 AM GMT +05:30



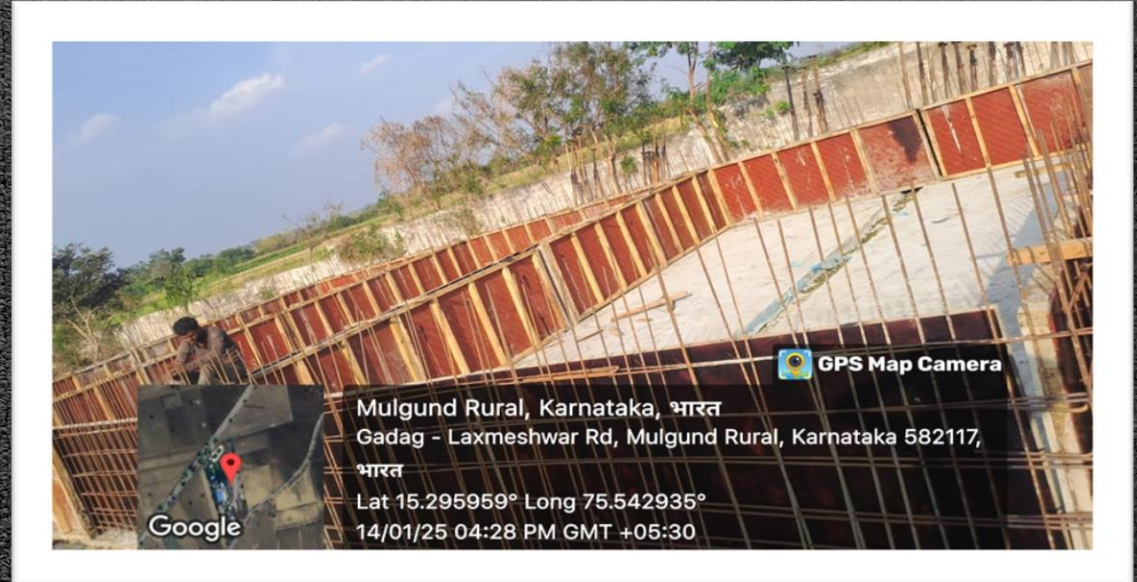
Malali, Karnataka, India
WRH5+PG, Malali, Karnataka 573127, India
Lat 12.931606°
Long 75.807564°
19/09/24 04:58 PM GMT +05:30

6 KLD FSTP, Sakaleshapura TMC, Hassan Dt.


4227

Fecal Sludge Treatment Plants (FSTPs)- Ongoing Projects


4228



6 KLD FSTP, Mulagunda TP, Gadag Dt




4228




6 KLD, FSTP Aurad TP, Bidar TP

Fecal Sludge Treatment Plants (FSTPs)- Construction Stage



9 KLD FSTP, Vijayapura CC, Vijayapura Dt.



12 KLD FSTP, Shahabad CM, Raiburg Dt.

4230

COMPLIANCE - KARNATAKA RURAL

1

Solid Waste Management (Rural)

2

Dry Waste Management (Rural)

3

Wet Waste Management (Rural)

4

Grey Water Management (Rural)

5

Black Water Management (Rural)

03

4230

Solid Waste Management (Rural)



4231



3421 TPD
Total Waste Generated



2079 TPD
Wet Waste Generated

2037 TPD
Total Wet Waste
Processed



1342 TPD
Dry Waste Generated

946 TPD
Total Dry Waste
Processed

Dry Waste Management (Rural)

- 1 7,308 vehicles are used for door-to-door collection.
- 2 Dry waste is treated in 5,952 Swachh Sankeeranas (solid waste processing facilities)
- 3 31 Material Recovery Facilities (MRFs) with 10 TPD capacity planned at district levels.
- 4 4 MRFs are operational; tender invited for 27 units



MRF Unit, Nitte GP, Udupi District



Dharmasthala Gram Panchayat, Swachh Sankeerna Unit

- 5 151 Plastic Waste Management units planned at block levels.
- 6 Civil infrastructure is developed, and machinery procurement is in progress
- 7 **Forward Linkages:** 19.20 TPD of waste sent to cement industries.
- 8 **Forward Linkages:** 462.34 TPD of waste sold to recyclers.

4232

Wet Waste Management (Rural)

- 1 Wet waste used as fodder: 1108 TPD
- 2 Household composting (pipe composting / traditional tippe / composting at agriculture land): 665.3 TPD
- 3 Community composting plant: 289.3 TPD
- 4 Treated at Gobardhan Biogas plant: 16.8 TPD

**In-Situ
Composting-
85.28%**

**Forward
Linkages**



60 cum Gobardhan Unit, Muthalli GP, Haveri District,



45 cum Gobardhan Unit, Kukke Subramanya GP, Dakshin
Kannada District,

- 5 Grama Panchayat Plantation: 18.02 Tons
- 6 Compost Sold: 39.84 tons
- 7 **Revenue generated from sale of compost
is 2.78 Lakhs / month**

**Compost
Utilization- 57.86
Tons**

4233

Initiatives under Wet Waste Management- RDPR



Latitude: 12.318657
Longitude: 76.358411
Elevation: 808.66±75 m
Accuracy: 10.5 m

Pipe Composting in Bannikuppe GP, Mysuru Dt



Pit Composting in Hulagi GP, Koppala Dt



GPS Map Camera

Agadi, Karnataka, India
RFCH+F22, SH 2, Agadi, Karnataka 581128, India
Lat 14.821116°
Long 75.478159°

Biogas Plant of 60 cum capacity, Agadi GP



4234

Biogas Plant of 45 cum capacity, Muthalli GP



GPS Map Camera

Unnamed Road, Karnataka 580007, India
Latitude 5° 22' 52.88342" N
Longitude 74° 59' 26.85916" E
Local 12:04:49 PM
Altitude 733 m

Swachh Sankeerna

Concept & Objective: Swachh Sankeerna is an initiative aimed at promoting decentralized solid waste management by establishing well-planned and managed waste processing facilities.

Infrastructure & Design: These facilities include segregation units, composting areas, dry waste collection centers, and spaces for scientific disposal, designed to cater to urban and semi-urban areas.

Community Engagement: The model emphasizes active participation from local communities, self-help groups, and waste workers to ensure sustainable waste management practices.

Employment & Livelihoods: It supports livelihood opportunities by integrating informal waste pickers into formalized systems, promoting entrepreneurship, and facilitating income generation through recycling and resource recovery.

Environmental Benefits: Swachh Sankeerna aims to reduce landfill burden, encourage waste-to-resource conversion, and promote circular economy principles by maximizing material recovery.

Replication & Scalability: The model serves as a replicable framework for municipalities across India, providing a sustainable approach to urban waste management under the Swachh Bharat Mission.



4235

4236

Grey Water Management

1

Out of 26,485 villages, 21% (5,729 villages) equipped with GWM arrangements.

2

GWM works are underway in the remaining 20,756 villages, targeted for completion by March 2026 as per GOI guidelines.

3

To address gap in GWM, 20,756 DPRs incorporating 37,290 works have been prepared. Out of the approved works, 10,923 have been completed & rest are in progress.

4236

Initiatives under Grey Water Management-RDPR

4237



Kitchen Garden at Heggade GP, Hassan Dt.



Individual & Community Soak Pit at Angod GP, Davangere Dt



Waste Stabilization Pond at Kodyala GP, Haveri Dt.



Inline treatment at Kodyala GP, Haveri Dt. .



4237

4238

Black Water Management


For safe collection, transportation, treatment, reuse, and disposal of fecal sludge, 234 Fecal Sludge Treatment Plants (FSTPs) (3 KLD capacity) have been planned at all taluka level.

- 1 142 FSTP DPRs have been approved, and 31 units are completed.
- 2 92 DPRs are under preparation and will be completed in a timely manner to achieve saturation.
- 3 Convergence is achieved with 10 Urban STPS covering 521 villages

4238

Initiatives under Black Water Management-RDPR

4239



FSSM plant at Ujire GP, Dakshina Kannada Dt.



FSSM plant at Rajanukunte GP, Bengaluru urban Dt.



FSTP, 80 Badagabettu GP, Udipi District.

4239



4240

Thanks



4240